

139 - EMMAUS SYDENHAM SCHOOL



ROAM Architects
T: 03 9028 2625
www.roamarchitects.com.au

INTELLECTUAL PROPERTY

© COPYRIGHT ROAM ARCHITECTS UNLESS OTHERWISE AGREED IN WRITING
ALL RIGHTS TO THIS DOCUMENT ARE SUBJECT TO PROVISION IN WRITING
ALL ROAM ARCHITECTS CHARGES THIS DOCUMENT MAY ONLY BE USED FOR
THE PURPOSES INTENDED FOR WHICH IT HAS BEEN PREPARED AND DELIVERED
AND NO PART OF THIS DOCUMENT MAY BE REPRODUCED OR TRANSMITTED IN ANY
FORM OR BY ANY MEANS, ELECTRONIC OR MECHANICAL, INCLUDING PHOTOCOPYING,
RECORDING, OR BY ANY INFORMATION STORAGE AND RETRIEVAL SYSTEM,
WITHOUT THE WRITTEN PERMISSION OF ROAM ARCHITECTS. ANY UNAUTHORIZED
USE OF THIS DOCUMENT IS A BREACH OF THE COPYRIGHT AND WILL BE
PROSECUTED TO THE FULL EXTENT OF THE LAW.
THE USER RELEASES AND INDEMNIFIES ROAM ARCHITECTS FROM AND AGAINST
ALL LOSS ARISING.

ISSUE	DATE	REVISIONS
T1	04.09.2025	FOR TENDER
T2	11.09.2025	TENDER ADDENDA

T2

GA

- STEEL PAINT NOMINATED TO POSTS
- WALL NICHE DEPTH SHOWN (N1)
- FALL TO ENTRY FLOOR

ROOF PLAN

- SHED GUTTERS UPDATED
- AWNING GEOMETRY UPDATED

CONCRETE SET OUT PLAN

- PAVING SLAB FALLS UPDATED AS PER CIVIL

ELEVATIONS/SECTIONS

- INSULATION EXTENT AND NOTES SHOWN
- ENTRY DECK RAMPING, DRAINAGE AND AWNING UPDATE
- NOTES ADDED RE FLASHING/FASCIA FINISHES

RCP

- SHED LIGHTING UPDATED
- BLINDS ADDED TO GLAZED ENTRY DOORS
- FULL HEIGHT WALL ADDED

INTERNAL ELEVATIONS

- MISSING TAGS ADDED GENERALLY
- SUSPENDED LIGHTING HIDDEN FOR CLARITY
- CLOCKS AND SPEAKERS INDICATED
- CODE FOR BLINDS CHANGED TO AVOID DUPLICATION WITH MATERIAL CODE FOR WHITEBOARDS
- FINISH BEHIND WATER FOUNTAIN SHOWN IN ELEVATION
- NOMINATION OF BLACK FACE PLATES TO ATELIER JOINERY POWER/DATA
- CLEANERS TAP ADDED
- FINISH ADDED BEHIND CLEANERS SINK
- GENERAL NOTES ADDED
- CONSTRUCTION DETAILS
- INSULATION DETAIL ADDED
- GENERAL DETAIL UPDATED TO REFLECT INSULATION DETAIL
- ROOF FIXING TOPHATS UPDATED TO TIMBER
- LINTELS TO TOP HUNG INTERNAL DOORS UPDATED TO TIMBER
- PLASTERBOARD MARGIN SHOWN IN SECTION

JOINERY/METALWORK

- LAM-01 ADDED TO RETURN ENDS OF SPLASH BACK
- SINK TAG ADDED
- HWU SHOWN CONSISTENT WITH G SERIES
- C.O.S NOTED TO OVERALL DIMENSIONS
- AWNING DETAIL ADDED

AMENITIES

- ACC WC MIXER AND SINK ADDED

CLIENT

EMMAUS PRIMARY
SCHOOL ON BEHALF OF
MELBOURNE
ARCHDIOCESE
CATHOLIC SCHOOLS

PROJECT TITLE

6GLA PRIMARY LEARNING
BUILDING

PROJECT NUMBER

139

PROJECT NORTH

GRAPHIC SCALE

SCALE

1 : 50 AT A1 DO NOT SCALE

STATUS

TENDER

DRAWING

TITLE SHEET

DRAWING NUMBER

139-A-00

ISSUE

T2

Sheet List			
Sheet Number	Sheet Name	Current Revision	Current Revision Date
139-A-00	TITLE SHEET	T2	11.09.2025
139-A-01	GENERAL NOTES	T2	11.09.2025
139-A-02	TITLE SITE PLAN - EXISTING CONDITION	T1	04.09.2025
139-A-03	SITE PLAN - EXISTING - DEMOLITION	T1	04.09.2025
139-A-04	SITE PLAN - PROPOSED	T1	04.09.2025
139-B-01	GROUND FLOOR PLAN	T2	11.09.2025
139-B-02	ROOF PLAN	T2	11.09.2025
139-B-03	CONCRETE SET OUT	T2	11.09.2025
139-C-01	ELEVATIONS	T2	11.09.2025
139-C-02	ELEVATIONS EXTERNAL VIEWS	T1	04.09.2025
139-D-01	SECTIONS 01	T2	11.09.2025
139-D-02	SECTIONS 02	T2	11.09.2025
139-D-03	SECTIONS 03	T2	11.09.2025
139-E-01	REFLECTED CEILING PLAN GROUND FLOOR	T2	11.09.2025
139-G-01	COLLABORATIVE LEARNING	T2	11.09.2025
139-G-02	ATELIER	T2	11.09.2025
139-G-03	GLA 1	T2	11.09.2025
139-G-04	GLA 2	T2	11.09.2025
139-G-05	GLA 3	T2	11.09.2025
139-G-06	GLA 4	T2	11.09.2025
139-G-07	GLA 5	T2	11.09.2025
139-G-08	GLA 6	T2	11.09.2025
139-G-09	VERANDA, SHED, CLEANERS	T2	11.09.2025
139-J-01	WINDOWS	T1	04.09.2025
139-J-02	DOORS	T1	04.09.2025
139-K-01	DETAILS 01	T2	11.09.2025
139-K-02	DETAILS 02	T2	11.09.2025
139-K-03	DETAILS 03	T2	11.09.2025
139-M-01	CLASSROOM JOINERY 01	T1	04.09.2025
139-M-02	CLASSROOM JOINERY 02	T1	04.09.2025
139-M-03	CLASSROOM JOINERY 03	T1	04.09.2025
139-M-04	ATELIER JOINERY	T2	11.09.2025
139-M-05	OTHER JOINERY	T1	04.09.2025
139-M-06	METALWORK	T2	11.09.2025
139-Q-01	STUDENTS AMENITIES 01	T2	11.09.2025
139-Q-02	STUDENTS AMENITIES 02	T2	11.09.2025
139-Z-01	FINISHES SCHEDULE - SHEET 01	T2	11.09.2025
139-Z-02	FINISHES SCHEDULE - SHEET 02	T1	04.09.2025
139-Z-03	FFE SCHEDULE - SHEET 01	T2	11.09.2025





ROAM Architects
T: 03 9028 2625
www.roamarchitects.com.au

INTELLECTUAL PROPERTY

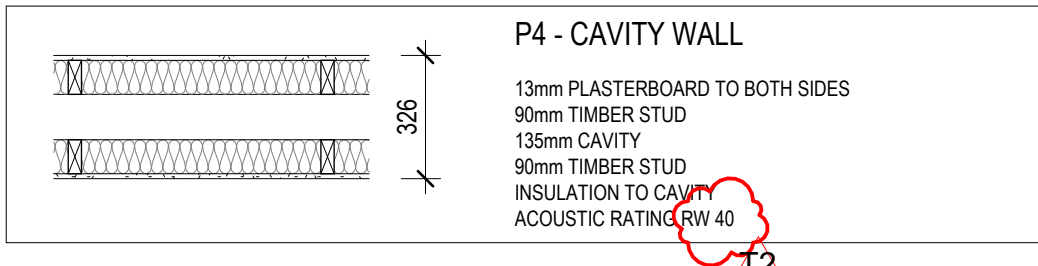
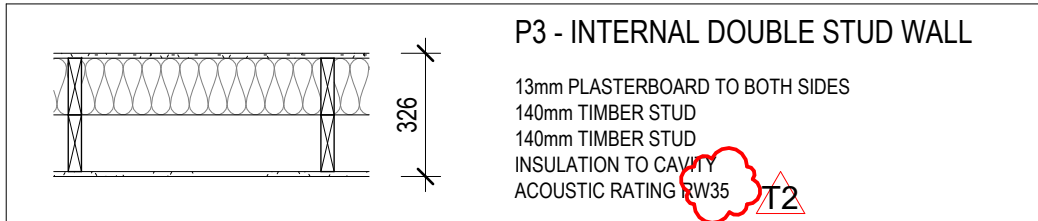
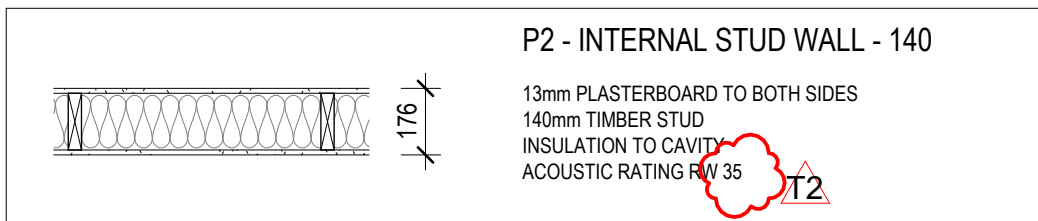
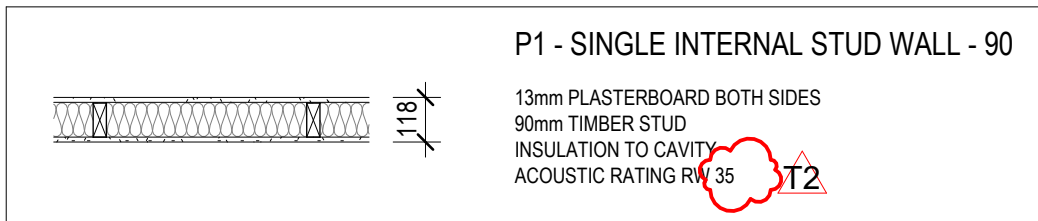
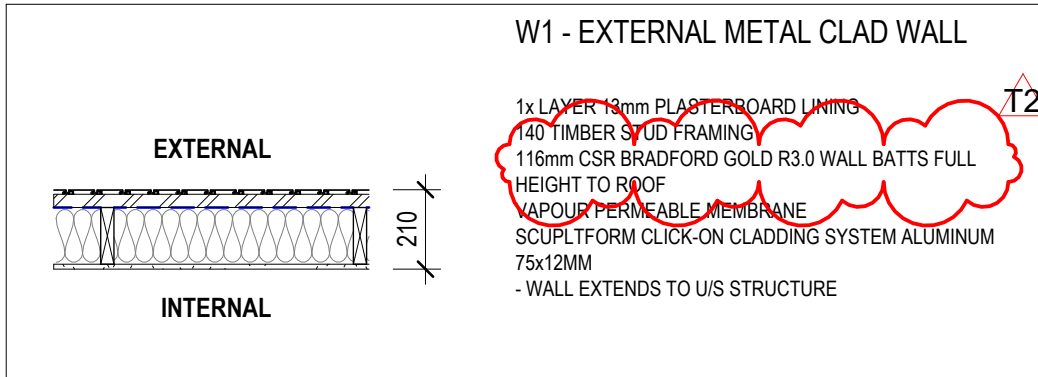
© COPYRIGHT ROAM ARCHITECTS. UNLESS OTHERWISE AGREED IN WRITING, ALL RIGHTS TO USE THIS DOCUMENT ARE RESERVED TO ROAM ARCHITECTS. ALL ROAM ARCHITECTS' CHARGES, THIS DOCUMENT MAY ONLY BE USED FOR THE PURPOSES INTENDED FOR WHICH IT HAS BEEN CREATED AND ALL OTHERS, INCLUDING REUSE, REPRODUCTION, MODIFICATION, OR ANY OTHER USE, WITHOUT THE WRITTEN PERMISSION OF ROAM ARCHITECTS, IS PROHIBITED. THIS DOCUMENT MAY NOT BE COPIED, REPRODUCED, OR OTHERWISE USED, OR ANY UNAUTHORIZED USE OF THIS DOCUMENT, SHALL BE THE USER'S SOLE RESPONSIBILITY AND SHALL BE THE USER'S SOLE RESPONSIBILITY. THE USER RELEASES AND INDEMNIFIES ROAM ARCHITECTS FROM AND AGAINST ALL SUCH RISKS.

ISSUE	DATE	REVISIONS
T1	04.09.2025	FOR TENDER
T2	11.09.2025	TENDER ADDENDA

WALL LEGEND:

GENERAL NOTES

- BUILDER TO ALLOW FOR ADDITIONAL PLY OR OFC SHEETING OR SOLID BLOCKING TO WALLS WHERE FIXED JOINERY, TV SCREENS, WHITEBOARDS, HANDRAILS AND OTHER WALL MOUNTED EQUIPMENT OCCURS. REFER TO DRAWINGS FOR LOCATIONS, COORDINATE WITH ELECTRICAL & MECHANICAL ENGINEER'S DRAWINGS
- REFER FINISHES SCHEDULE AND H SERIES INTERNAL ELEVATIONS FOR INTERNAL FINISHES AND SKIRTING BOARD TYPE
- REFER EXTERNAL ELEVATIONS FOR EXTERNAL CLADDING FINISHES
- ALL SCRIBES AND SHADOWLINE PACKERS TO BE PRE-PAINTED. COLOUR TO MATCH ADJACENT WALL PAINT COLOUR OR CEILING AS SHOWN ON DRAWINGS.
- BUILDER TO ENSURE THAT NO GAPS EXIST AT THE SEAL OF PARTITIONS TO CEILINGS OR ACOUSTIC PARTITION TYPES IN ACCORDANCE WITH THE PARTITION DETAILS AND THE ACOUSTIC ENGINEER'S REPORT. ENSURE PARTITIONS ARE SEALED AGAINST THE FLOOR, CEILING AND STRUCTURE. ACOUSTICALLY SEAL ALL SERVICES PENETRATIONS
- REFER TO SPECIFICATION OF WORKS & FINISHES SCHEDULE FOR A FULL DESCRIPTION OF MATERIALS AND STANDARDS.
- WHERE PLYWOOD OR CFC BRACING AND OTHER BRACING OR LININGS ARE NOTED TO WALLS ON STRUCTURAL DRAWINGS PROVIDE SUITABLE NON COMBUSTIBLE PACKING BEHIND WALL LINING ADJACENT TO BRACING TO ACHIEVE A LEVEL FINISH. STEPS IN WALL ARE NOT ACCEPTABLE.
- REFER TO STRUCTURAL ENGINEER'S DRAWINGS FOR REQUIREMENTS OF STUDS FOR DIFFERING WALL HEIGHTS
- USE MOISTURE RESISTANT PLASTERBOARD TO WALLS & CEILING OF WET AREAS
- EXTERNAL SURFACES ARE TO BE INSTALLED IN ACCORDANCE WITH BAL 19 AS3959 REQUIREMENTS
- ALL JOINTS IN THE EXTERNAL SURFACE MATERIAL OF WALLS SHALL BE COVERED, SEALED, OVERLAPPED, BACKED OR BUTT-JOINTED TO PREVENT GAPS GREATER THAN 3 MM.
- VENTS AND WEEPHOLES IN EXTERNAL WALLS SHALL BE SCREENED WITH A MESH WITH A MAXIMUM APERTURE OF 2 MM, MADE OF CORROSION-RESISTANT STEEL, BRONZE OR ALUMINIUM, EXCEPT WHERE THE VENTS AND WEEPHOLES HAVE AN APERTURE LESS THAN 3 MM.
- REFER TO RCP FOR NOMINATION OF FULL HEIGHT ACOUSTIC WALLS



TENDER OPTIONS

- TENDER OPTION 01 - TIMBER BENCH JOINERY
- TENDER OPTION 02 - MOTORISED BLINDS TO HIGH LEVEL GLAZING ASSEMBLY
- TENDER OPTION 03 - DROP DOWN SCREEN AND DIGITAL PROJECTOR (PROVISIONAL SUM ALLOWANCE)

CLIENT
EMMAUS PRIMARY
SCHOOL ON BEHALF OF
MELBOURNE
ARCHDIOCESE
CATHOLIC SCHOOLS

PROJECT TITLE
6GLA PRIMARY LEARNING
BUILDING

PROJECT NUMBER
139

PROJECT NORTH

GRAPHIC SCALE

SCALE

As indicated AT A1 DO NOT SCALE
STATUS

TENDER
DRAWING

GENERAL NOTES

DRAWING NUMBER	ISSUE
139-A-01	T2

CEILING LEGEND & SCHEDULE:

GENERAL NOTES:

- INSTALL FLUSHSET 13mm PLASTERBOARD CEILINGS TO SOFFITS TO ALL INTERNAL SPACES, UNLESS NOTED OTHERWISE AND AS SUBJECT TO CEILING TYPES NOMINATED BELOW.
- PROVIDE TRIMLESS CEILING ACCESS PANELS AS REQUIRED FOR ELECTRICAL AND MECHANICAL SERVICES. PAINT TO MATCH ADJACENT CEILING
- ARCHITECTURAL REFLECTED CEILING PLANS ARE INTENDED TO SHOW GENERAL ARRANGEMENT/LOCATIONS OF CEILING FITTINGS & FIXTURES AND TO BE READ IN CONJUNCTION WITH RELEVANT SERVICES DRAWINGS. FOR SPECIFIC QUANTITIES AND TYPES OF SERVICES REFER TO CONSULTANT'S DRAWINGS
- ALL BULKHEADS, INCLUDING SIDES, TO BE FLUSHSET PLASTERBOARD UNLESS NOTED OTHERWISE
- WHERE FULL HEIGHT INTERNAL GLAZING IS SPECIFIED, ENSURE ADJACENT CEILING HEIGHTS MATCH. CONFIRM WITH ARCHITECT PRIOR TO CONSTRUCTION
- SUSPENDED CEILINGS SYSTEMS TO BE IN ACCORDANCE WITH MANUFACTURER'S RECOMMENDATIONS AND ADJUSTED TO SUIT CEILING PROFILE AND POSITION OF STRUCTURAL ELEMENTS.
- ALL LIGHT SWITCHES TO BE 1000 FROM FFL TO CL OF SWITCH IN ACCORDANCE WITH CLAUSE 14 AS 1428.1
- CEILING ACCESS PANELS TO BE FLUSH TRIMLESS TYPE PAINTED TO MATCH ADJACENT CEILING. REFER TO REFLECTED CEILING PLAN AND MECHANICAL & ELECTRICAL ENGINEER'S DRAWINGS
- a. REFER TO FINISHES SCHEDULE FOR DETAILED SPECIFICATION OF CEILING TYPES INCLUDING PAINTING AND INSULATION

DOORS & WINDOWS:

REFER TO DRAWING SERIES J

FIRE EXTINGUISHERS (FE):

PROVIDE 4.5 KG TYPE ABE, ASSOCIATED SIGNAGE & FIRE BLANKETS IN ACCORDANCE WITH AS 2444. LOCATIONS AS SHOWN ON THE ARCHITECT'S DRAWINGS

ENERGY EFFICIENCY:

ALL THE BUILDING HAS BEEN DESIGNED IN ACCORDANCE WITH THE REQUIREMENTS OF THE ENERGY EFFICIENCY REPORT AND WITH THE REQUIREMENTS SHOWN IN THE ARCHITECTURAL DOCUMENTS. READ ALL DOCUMENTS IN CONJUNCTION

IRRIGATION:

IRRIGATION DESIGN TO BE IN ACCORDANCE WITH IRRIGATION DESIGNER'S DOCUMENTATION. CONTRACTOR IS TO READ ALL DOCUMENTS IN CONJUNCTION.

DEMOLITION LEGEND

GENERAL NOTES

- READ IN CONJUNCTION WITH ALL DRAWINGS, SCHEDULES & SPECIFICATIONS
- DEMOLISH ALL BUILDING & LANDSCAPE ELEMENTS SHOWN AS DASHED AND AS NOTED ON THE DEMOLITION DRAWINGS
- CONTRACTOR IS RESPONSIBLE FOR THE DESIGN AND PROVISION OF ALL REQUIRED TEMPORARY SUPPORT IF REQUIRED
- RETAIN ITEMS FOR REUSE AND/OR HAND BACK TO CLIENT WHERE NOTED
- CAP OFF / TERMINATE ALL EXISTING SERVICES WHERE ASSOCIATED WITH THE DEMOLITION
- PROTECT ALL RETAINED BUILDING ELEMENTS
- CONTRACTOR IS TO FAMILIARISE THEMSELVES WITH ALL PROPOSED SERVICE RUNS AND ROUTES AND MAKE ADEQUATE ALLOWANCES FOR REMOVAL AND SUBSEQUENT REINSTATEMENT OF ALL SURFACES TO MATCH EXISTING.
- WHERE CONCRETE SLABS AND/OR FOOTINGS ARE TO BE REMOVED, CONTRACTOR IS TO FAMILIARISE THEMSELVES WITH THE EXISTING CONDITION AND MAKE ALLOWANCE FOR REMOVAL OF ALL FOOTINGS, CONCRETE BLINDING AND ASSOCIATED IN GROUND STRUCTURAL ELEMENTS
- CONTRACTOR TO NOTE EXTENTS OF DEMOLITION IS NOT LIMITED TO DEMOLITION DRAWINGS. CONTRACTOR TO CROSS REFER TO ALL DRAWINGS TO ESTABLISH FULL EXTENT OF DEMOLITION.

ELECTRICAL & LIGHTING LEGEND:

GENERAL NOTES:

- REFER TO ELECTRICAL ENGINEER'S DOCUMENTATION FOR ALL LIGHTING AND ELECTRICAL SPECIFICATIONS INCLUDING SWITCHING
- ELECTRICAL ENGINEERS DRAWINGS SHOW INDICATIVE LOCATION OF FIXTURES AND FITTINGS ONLY
- CONFIRM SETTING OUT (BOTH HORIZONTAL AND VERTICAL FOR SUSPENDED FITTINGS) OF ALL LIGHT FITTINGS WITH ARCHITECT PRIOR TO INSTALLATION
- CONFIRM ALL LIGHT SWITCH LOCATIONS WITH ARCHITECT PRIOR TO ROUGH IN
- CONFIRM HANGING HEIGHT OF PENDANT FITTINGS WITH ARCHITECT PRIOR TO INSTALLATION

JOINERY LEGEND:

GENERAL NOTES:

- REFER TO FINISHES SCHEDULE FOR ALL JOINERY FINISHES & FF&E SCHEDULE FOR ALL SANITARY FITTINGS. CROSS REFER TO HYDRAULIC ENGINEER'S DOCUMENTS
- REFER TO H SERIES DRAWINGS FOR JOINERY ELEVATIONS AND DETAILS
- ALL SETTING OUT TO BE AGREED WITH ARCHITECT PRIOR TO INSTALLATION
- ALL INTERNAL CARCASSING AND SHELVING INSIDE CUPBOARD TO BE WHITE MELAMINE TO ALL FACES AND EDGES UNLESS NOTED OTHERWISE
- WHERE RECESSED FINGER PULL OR SIMILAR TYPE DETAIL IS NOTED - PROVIDE CONTINUOUS BACKING PLATE TO MATCH FRONTS - NO GAPS TO BE VISIBLE
- KICK BOARDS GENERALLY TO MATCH FRONTS UNLESS NOTED OTHERWISE
- INTEGRATE GPOs AND LIGHT FITTINGS INTO JOINERY. CONFIRM COLOUR OF GPO PLATES MOUNTED TO JOINERY WITH ARCHITECT PRIOR TO FIT OFF
- DRAWER RUNNERS, HINGES, SHELF LUGS, PUSH TO OPEN LATCHES AND THE LIKE TO BE HAFLE HEAVY DUTY STAINLESS STEEL OR EQUAL. ENSURE NUMBER OF HINGES AND WEIGHT CAPACITY OF RUNNERS IS SUITABLE FOR SIZE AND WEIGHT OF JOINERY UNIT.
- ALL DRAWER RUNNERS TO BE SOFT CLOSE.
- HINGES TO BAG STORE DOORS TO BE SOFT CLOSE TYPE
- CONTRACTOR TO ENSURE THICKNESS OF SHELF IS SUFFICIENT FOR SPANS SHOWN

READ ALL JOINERY CODES IN CONJUNCTION WITH THE FINISHES SCHEDULE AND FF&E SCHEDULE

ADJ ADJUSTABLE SHELF
FX FIXED SHELF
DR DRAWER
PTO PUSH TO OPEN DOOR LATCH
FP FIXED PANEL
LP LIP PULL
HA PULL HANDLE
LK CUPBOARD LOCK

FINISHES LEGEND:

REFER TO FINISHES SCHEDULE 135-Z-01 & 135-Z-02 FOR DETAILED REQUIREMENTS

REINSTATEMENT OF SURFACES

- WHERE NEW INGROUND SERVICES ARE SHOWN CONTRACTOR IS TO REINSTATE TO MATCH TO THE APPROVAL OF THE SUPERINTENDENT. WHETHER OR NOT THESE SURFACES ARE SHOWN ON THE DRAWINGS, CONTRACTOR IS TO INSPECT ALL SERVICE RUNS AND MAKE A SUITABLE ALLOWANCE FOR REINSTATEMENT OF SURFACES
- CONTRACTOR IS TO REFER TO ALL DOCUMENTATION TO DETERMINE THE EXTENTS OF SERVICE CONNECTIONS.

PREPARATION OF SURFACES TO RECEIVE NEW FINISHES

- WHERE FINISHES ARE SPECIFIED CONTRACTOR IS TO ALLOW FOR SUITABLE PREPARATION AND SUBSTRATES, EVEN WHERE THESE ARE NOT SHOWN ON DRAWINGS. THIS IS INCLUDED BUT NOT LIMITED TO WET AREAS, INTERNAL ROOMS AND EXTERNAL FACADES.

LEGEND

□ C 250x250 EXHAUST GRILLE

□ EF 300x300 EXHAUST FAN

□ A 350x350 RELIEF AIR

□ RA 500x500 RELIEF AIR

EX EXIT LIGHT

● EMERGENCY LIGHT

⊗ B/B1 - SUSPENDED LED LIGHT 25W

⊗ C - SUSPENDED LED LIGHT - 15W

⊗ MD MOTION DETECTOR

— L1 17W SUSPENDED LINEAR LIGHT

— L2 17W SURFACE MOUNTED LINEAR LIGHT

— L3 23W SURFACE MOUNTED LINEAR LIGHT

○ C 16W RECESSED DOWNLIGHT

○ D 22W SUSPENDED DOWNLIGHT

○ E 8W RECESSED DOWNLIGHT

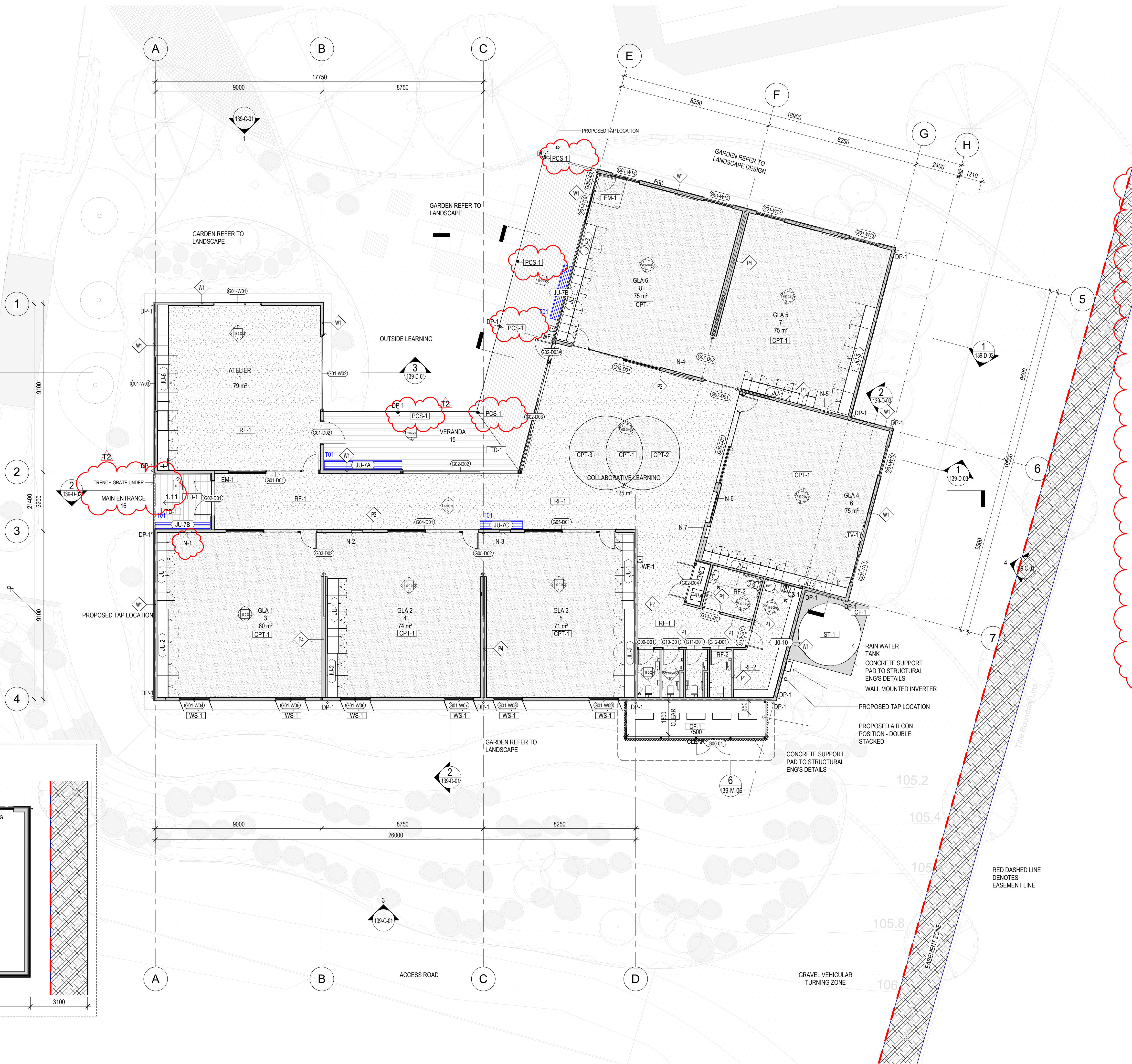
○ F 22W RECESSED DOWNLIGHT

✕ FAN

NOTE: REFER TO ELECTRICAL & MECHANICAL ENGINEER'S DOCUMENTATION FOR SPECIFICATION AND SIZING

— HATCH DENOTES FULL HEIGHT ACOUSTIC WALLS TO UNDERSIDE OF ROOF SHEET. REFER DETAILS.

SL. NO.	DATE	REVISIONS
1	04.09.2025	FOR TENDER
2	11.09.2025	TENDER ADDENDA



1 SHED PLAN CALL OUT
SCALE 1 : 100



ROAM Architects
T: 03 9028 2625
www.romarchitects.com.au

INTELLECTUAL PROPERTY

ALL RIGHTS TO USE THIS DOCUMENT ARE RESERVED. THIS DOCUMENT IS THE PROPERTY OF ROAM ARCHITECTS. IT IS TO BE USED FOR THE PURPOSES SPECIFIED IN THE TENDER DOCUMENTS ONLY. IT IS NOT TO BE REPRODUCED, COPIED, OR OTHERWISE USED IN ANY MANNER WITHOUT THE WRITTEN PERMISSION OF ROAM ARCHITECTS. ALL RIGHTS RESERVED.

ISSUE	DATE	REVISIONS
T1	04.09.2025	FOR TENDER
T2	11.09.2025	TENDER ADDENDA

GA

- STEEL PAINT NOMINATED TO POSTS
- WALL NICHE DEPTH SHOWN (N1)
- FALL TO ENTRY FLOOR

ROOF PLAN

- SHED GUTTERS UPDATED
- AWNING GEOMETRY UPDATED

CONCRETE SET OUT PLAN

- PAVING SLAB FALLS UPDATED AS PER CIVIL ELEVATIONS/SECTIONS

ELEVATIONS/SECTIONS

- INSULATION EXTENT AND NOTES SHOWN
- ENTRY DECK RAMPING, DRAINAGE AND AWNING UPDATE
- NOTES ADDED RE FLASHING/FASCIA FINISHES

RCP

- SHED LIGHTING UPDATED
- BLINDS ADDED TO GLAZED ENTRY DOORS
- FULL HEIGHT WALL ADDED

INTERNAL ELEVATIONS

- MISSING TAGS ADDED GENERALLY
- SUSPENDED LIGHTING HIDDEN FOR CLARITY
- CLOCKS AND SPEAKERS INDICATED
- CODE FOR BLINDS CHANGED TO AVOID DUPLICATION WITH MATERIAL CODE FOR WHITEBOARDS
- FINISH BEHIND WATER FOUNTAIN SHOWN IN ELEVATION
- NOMINATION OF BLACK FACE PLATES TO ATELIER JOINERY POWER/DATA
- CLEANERS TAP ADDED
- FINISH ADDED BEHIND CLEANERS SINK
- GENERAL NOTES ADDED

CONSTRUCTION DETAILS

- INSULATION DETAIL ADDED
- GENERAL DETAIL UPDATED TO REFLECT INSULATION DETAIL
- ROOF FIXING TOPHATS UPDATED TO TIMBER
- LINTELS TO TOP HUNG INTERNAL DOORS UPDATED TO TIMBER
- PLASTERBOARD MARGIN SHOWN IN SECTION

JOINERY/METALWORK

- LAM-01 ADDED TO RETURN ENDS OF SPLASH BACK
- SINK TAG ADDED
- HWU SHOWN CONSISTENT WITH G SERIES
- C.O.S NOTED TO OVERALL DIMENSIONS
- AWNING DETAIL ADDED

AMENITIES

- ACC WC MIXER AND SINK ADDED

CLIENT
EMMAUS PRIMARY
SCHOOL ON BEHALF OF
MELBOURNE
ARCHDIOCESE
CATHOLIC SCHOOLS

PROJECT TITLE
6GLA PRIMARY LEARNING
BUILDING

PROJECT NUMBER
139

PROJECT NORTH
GRAPHIC SCALE

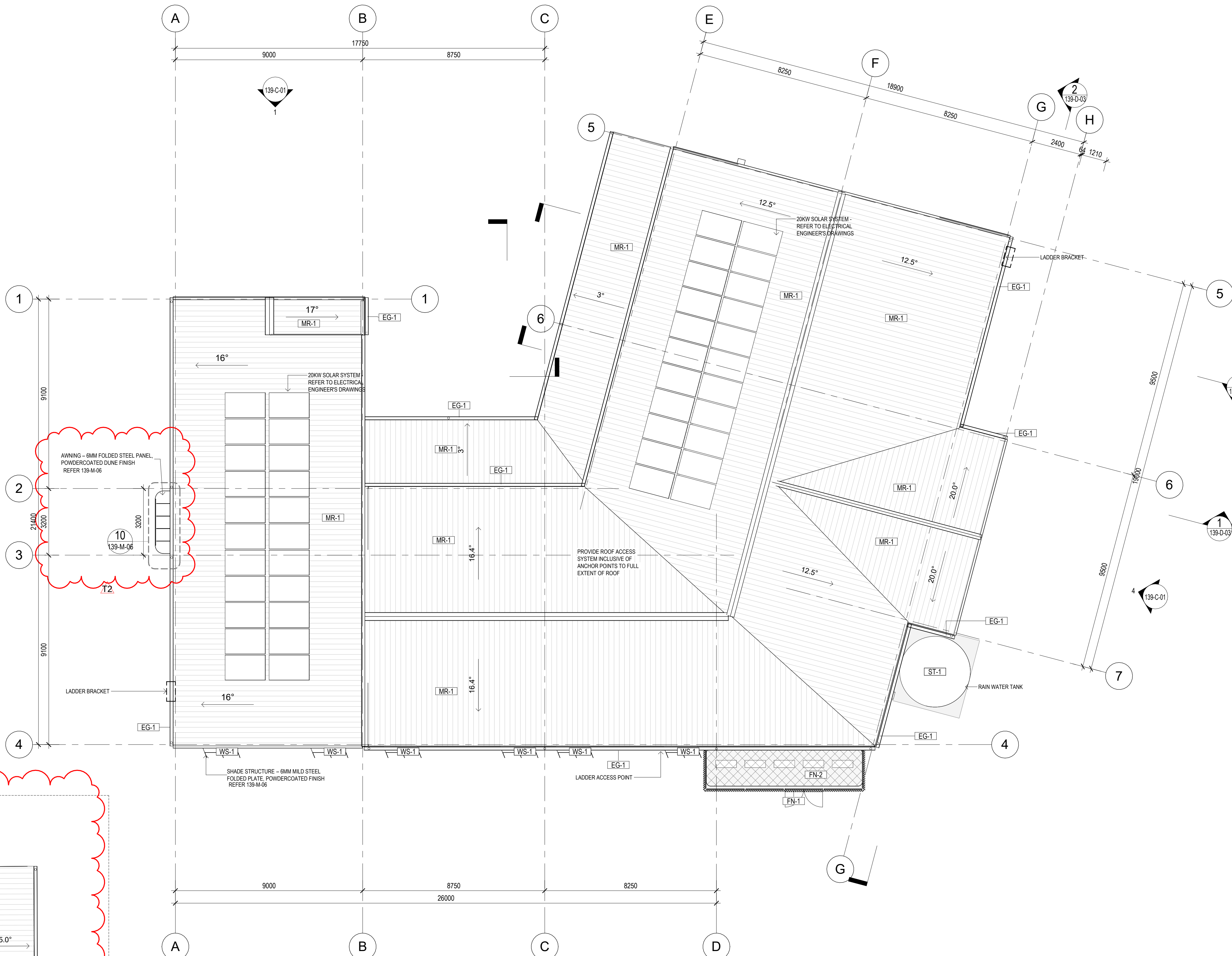
SCALE

As indicated AT A1 DO NOT SCALE
STATUS

TENDER
DRAWING

ROOF PLAN

DRAWING NUMBER
139-B-02
ISSUE
T2



AWNING - 6MM FOLDED STEEL PANEL
POWDERCOATED DUNE FINISH
REFER 139-M-06

20KW SOLAR SYSTEM
REFER TO ELECTRICAL
ENGINEER'S DRAWINGS

20KW SOLAR SYSTEM
REFER TO ELECTRICAL
ENGINEER'S DRAWINGS

PROVIDE ROOF ACCESS
SYSTEM INCLUSIVE OF
ANCHOR POINTS TO FULL
EXTENT OF ROOF

SHADE STRUCTURE - 6MM MILD STEEL
FOLDED PLATE, POWDERCOATED FINISH
REFER 139-M-06

RAIN WATER TANK

PROPRIETARY SHED. REFER FFE SCHEDULE
FOR DETAILS INCLUDING NOMINAL
SPECIFICATION OF DOORS TO BE CO-
ORDINATED WITH SUPPLIER.
REFER ELECTRICAL DRAWINGS FOR
LIGHTING FITTINGS, POWER, DATA AND
DISTRIBUTION BOARD INFORMATION

2 ROOF PLAN - SHED
SCALE 1 : 100



ISSUE	DATE	REVISIONS
T1	04.09.2025	FOR TENDER
T2	11.09.2025	TENDER ADDENDA

CLIENT
EMMAUS PRIMARY
SCHOOL ON BEHALF OF
MELBOURNE
ARCHDIOCESE
CATHOLIC SCHOOLS

PROJECT NUMBER
139

PROJECT NORTH

GRAPHIC SCALE

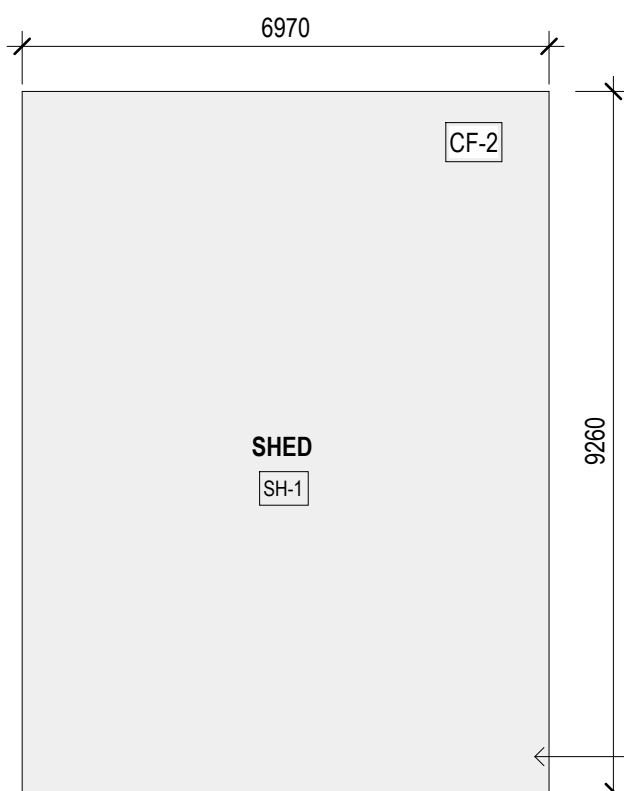
SCALE

As indicated	AT A1	DO NOT SCALE
STATUS		

TENDER
DRAWING

DRAWING NUMBER	ISSUE
----------------	-------

139-B-03	T2
----------	----



— SHED SLAB. REFER ENGINEERS
DRAWINGS FOR DETAILS. REFER SITE
PLAN FOR SET OUT.

SCALE 1 : 100



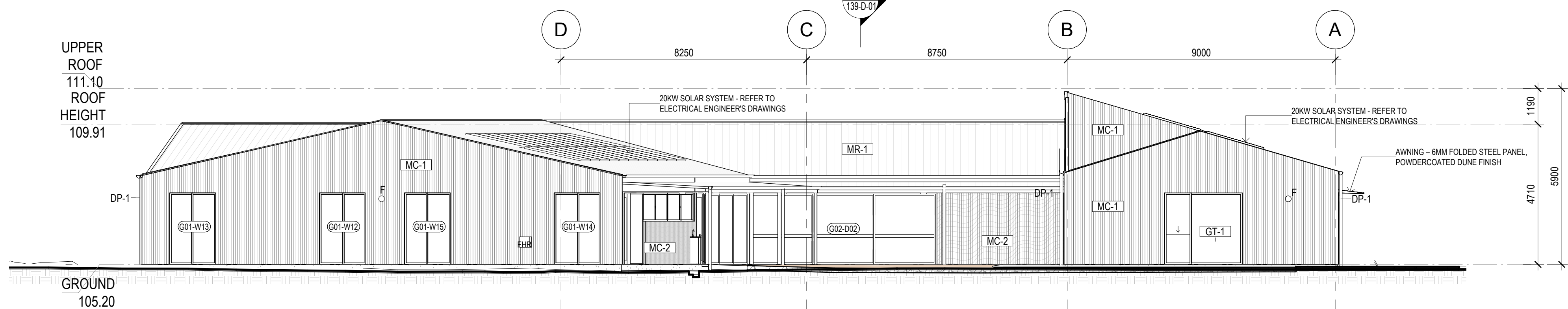
ROAM Architects
T: 03 9028 2625
www.roamarchitects.com.au

- FACADE NOTES**
- ALLOW FOR ALL VISIBLE FLASHING AND METAL TRIMS TO BE PREFINISHED COLORBOND DUNE.
 - ALLOW FOR ALL FIBRE CEMENT AND TIMBER FASCIAS TO BE PAINTED FINISH EPT-1/EPT-2

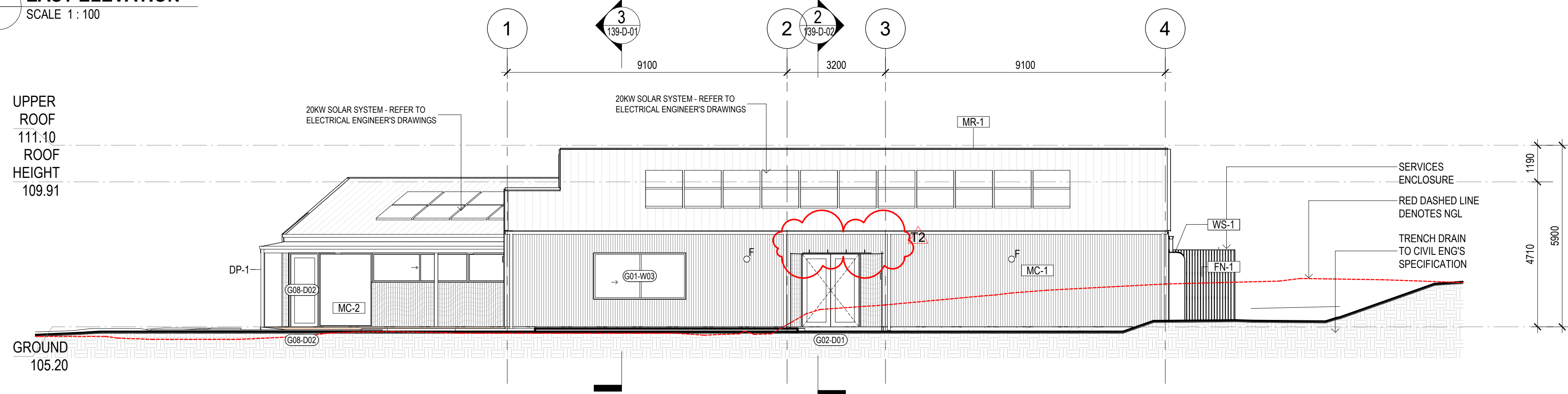
INTELLECTUAL PROPERTY

ALL COPYRIGHT ROAM ARCHITECTS UNLESS OTHERWISE AGREED IN WRITING. ALL ROAM ARCHITECTS CHARGES THIS DOCUMENT MAY ONLY BE USED FOR THE INTENDED PURPOSES FOR WHICH IT HAS BEEN CREATED AND NO PARTS BE REPRODUCED, COPIED, OR CANNOT ANY UNAUTHORIZED USE OF THIS DOCUMENT BE AT THE USER'S RISK. ROAM ARCHITECTS FROM AND AGAINST ALL LOSS ARISING.

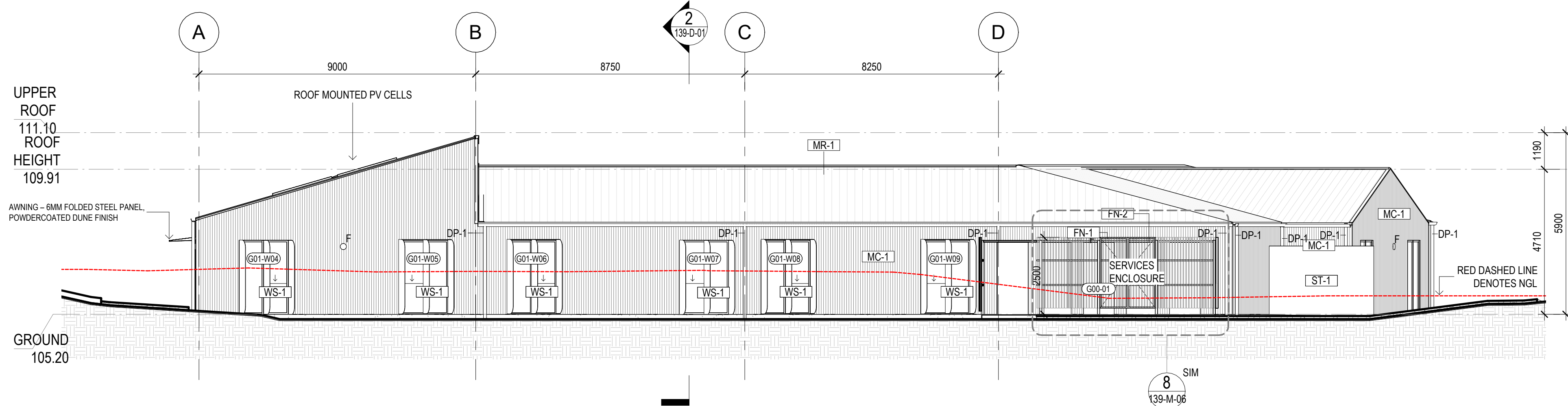
ISSUE	DATE	REVISIONS
T1	04.09.2025	FOR TENDER
T2	11.09.2025	TENDER ADDENDA



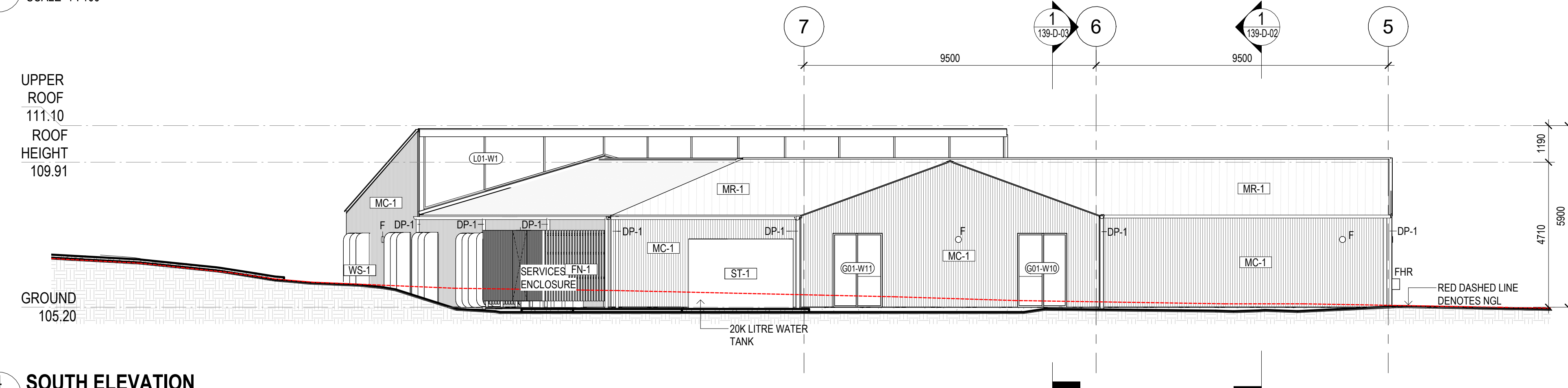
1 EAST ELEVATION
SCALE 1 : 100



2 NORTH ELEVATION
SCALE 1 : 100



3 WEST ELEVATION
SCALE 1 : 100



4 SOUTH ELEVATION
SCALE 1 : 100

- GA**
- STEEL PAINT NOMINATED TO POSTS
 - WALL NICHE DEPTH SHOWN (N1)
 - FALL TO ENTRY FLOOR
- ROOF PLAN**
- SHED GUTTERS UPDATED
 - AWNING GEOMETRY UPDATED
- CONCRETE SET OUT PLAN**
- PAVING SLAB FALLS UPDATED AS PER CIVIL
- ELEVATIONS/SECTIONS**
- INSULATION EXTENT AND NOTES SHOWN
 - ENTRY DECK RAMPING, DRAINAGE AND AWNING UPDATE
 - NOTES ADDED RE FLASHING/FASCIA FINISHES

- RCP**
- SHED LIGHTING UPDATED
 - BLINDS ADDED TO GLAZED ENTRY DOORS
 - FULL HEIGHT WALL ADDED

- INTERNAL ELEVATIONS**
- MISSING TAGS ADDED GENERALLY
 - SUSPENDED LIGHTING HIDDEN FOR CLARITY
 - CLOCKS AND SPEAKERS INDICATED
 - CODE FOR BLINDS CHANGED TO AVOID DUPLICATION WITH MATERIAL CODE FOR WHITEBOARDS
 - FINISH BEHIND WATER FOUNTAIN SHOWN IN ELEVATION
 - NOMINATION OF BLACK FACE PLATES TO ATELIER JOINERY POWER/DATA
 - CLEANERS TAP ADDED
 - FINISH ADDED BEHIND CLEANERS SINK
 - GENERAL NOTES ADDED

- CONSTRUCTION DETAILS**
- INSULATION DETAIL ADDED
 - GENERAL DETAIL UPDATED TO REFLECT INSULATION DETAIL
 - ROOF FIXING TOPHATS UPDATED TO TIMBER
 - LINTELS TO TOP HUNG INTERNAL DOORS UPDATED TO TIMBER
 - PLASTERBOARD MARGIN SHOWN IN SECTION
- JOINERY/METALWORK**
- LAM-01 ADDED TO RETURN ENDS OF SPLASH BACK
 - SINK TAG ADDED
 - HWU SHOWN CONSISTENT WITH G SERIES
 - C.O.S NOTED TO OVERALL DIMENSIONS
 - AWNING DETAIL ADDED

- AMENITIES**
- ACC WC MIXER AND SINK ADDED

CLIENT
EMMAUS PRIMARY
SCHOOL ON BEHALF OF
MELBOURNE
ARCHDIOCESE
CATHOLIC SCHOOLS

PROJECT TITLE
6GLA PRIMARY LEARNING
BUILDING

PROJECT NUMBER
139

PROJECT NORTH

GRAPHIC SCALE

SCALE

As indicated AT A1 DO NOT SCALE

STATUS

TENDER
DRAWING

ELEVATIONS

DRAWING NUMBER	ISSUE
139-C-01	T2



- ALLOW FOR ALL VISIBLE FLASHING AND METAL TRIMS TO BE PREFINISHED COLORBOND DUNE.
- ALLOW FOR ALL FIBRE CEMENT AND TIMBER FASCIAS TO BE PAINTED FINISH EPT-1/EPT-2

© COPYRIGHT ROAM ARCHITECTS UNLESS OTHERWISE AGREED IN WRITING. ALL RIGHTS TO USE THIS DOCUMENT ARE SUBJECT TO PAYMENT IN FULL OF ALL ROAM ARCHITECTS CHARGES. THIS DOCUMENT MAY ONLY BE USED FOR THE EXPRESS PURPOSE FOR WHICH IT HAS BEEN CREATED AND DELIVERED, AS NOTIFIED IN WRITING BY ROAM ARCHITECTS. THIS DOCUMENT MAY NOT BE OTHERWISE USED, OR COPIED, ANY UNAUTHORIZED USE OF THIS DOCUMENT MAY BE THE USER'S OWN RISK AND NOT ROAM ARCHITECTS' RESPONSIBILITY. THE USER RELEASES AND INDEMNIFIES ROAM ARCHITECTS FROM AND AGAINST ALL LOSS ARISING.

ISSUE	DATE	REVISIONS
T1	04.09.2025	FOR TENDER
T2	11.09.2025	TENDER ADDENDA

- STEEL PAINT NOMINATED TO POSTS
- WALL NICHE DEPTH SHOWN (N1)
- FALL TO ENTRY FLOOR

ROOF PLAN

- SHED GUTTERS UPDATED
- AWNING GEOMETRY UPDATED

CONCRETE SET OUT PLAN

- PAVING SLAB FALLS UPDATED AS PER CIVIL

ELEVATIONS/SECTIONS

- INSULATION EXTENT AND NOTES SHOWN
- ENTRY DECK RAMPING, DRAINAGE AND AWNING UPDATE
- NOTES ADDED RE FLASHING/FASCIA FINISHES

- SHED LIGHTING UPDATED
- BLINDS ADDED TO GLAZED ENTRY DOORS
- FULL HEIGHT WALL ADDED

- MISSING TAGS ADDED GENERALLY
- SUSPENDED LIGHTING HIDDEN FOR CLARITY
- CLOCKS AND SPEAKERS INDICATED
- CODE FOR BLINDS CHANGED TO AVOID DUPLICATION WITH MATERIAL CODE FOR WHITEBOARDS
- FINISH BEHIND WATER FOUNTAIN SHOWN IN ELEVATION
- NOMINATION OF BLACK FACE PLATES TO ATELIER JOINERY POWER/DATA
- CLEANERS TAP ADDED
- FINISH ADDED BEHIND CLEANERS SINK
- GENERAL NOTES ADDED

- INSULATION DETAIL ADDED
- GENERAL DETAIL UPDATED TO REFLECT INSULATION DETAIL.
- ROOF FIXING TOPHATS UPDATED TO TIMBER
- LINTELS TO TOP HUNG INTERNAL DOORS UPDATE TO TIMBER
- PLASTERBOARD MARGIN SHOWN IN SECTION

- LAM-01 ADDED TO RETURN ENDS OF SPLASH BACK
- SINK TAG ADDED
- HWU SHOWN CONSISTENT WITH G SERIES
- C.O.S NOTED TO OVERALL DIMENSIONS
- AWNING DETAIL ADDED

- ACC WC MIXER AND SINK ADDED

CLIENT
EMMAUS PRIMARY
SCHOOL ON BEHALF OF
MELBOURNE
ARCHDIOCESE
CATHOLIC SCHOOLS

PROJECT TITLE
6GLA PRIMARY LEARNING
BUILDING

PROJECT NUMBER
139

PROJECT NORTH

GRAPHIC SCALE

SCALE

SCALE

1:50

1:50 AT A1 DO NOT SCALE

STATUS

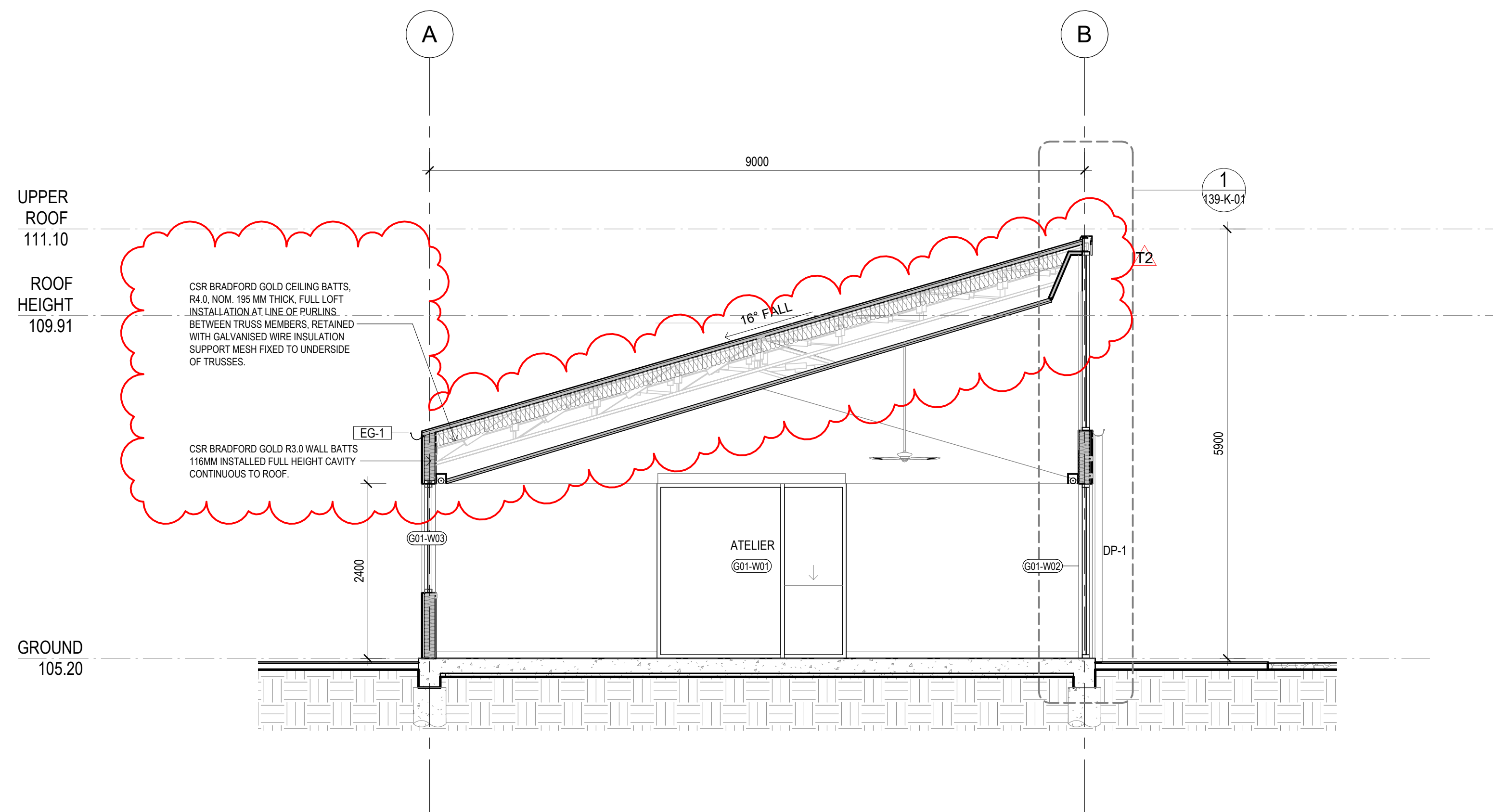
STATUS

TENDER

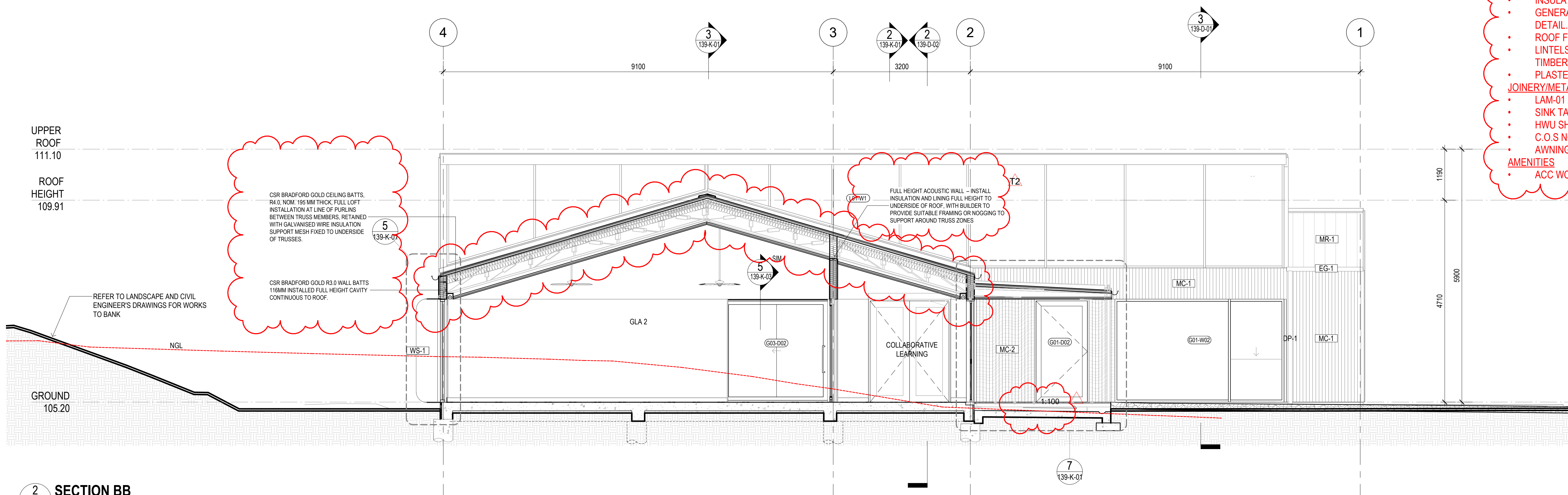
TENDE

SECTIONS 01

DRAWING NUMBER	ISSUE
139-D-01	T2



3 SECTION AA
SCALE 1 : 50



2 **SECTION BB**
SCALE 1 : 50

DRAWING NUMBER	ISSUE
139-D-01	T2



ROAM Architects
T: 03 9028 2625
www.roamarchitects.com.au

FACADE NOTES

- ALLOW FOR ALL VISIBLE FLASHING AND METAL TRIMS TO BE PREFINISHED COLORBOND DUNE.
- ALLOW FOR ALL FIBRE CEMENT AND TIMBER FASCIAS TO BE PAINTED FINISH EPT-1/EPT-2

INTELLECTUAL PROPERTY

ALL RIGHTS TO THE DESIGN AND DOCUMENT ARE RESERVED TO ROAM ARCHITECTS. THIS DOCUMENT IS THE PROPERTY OF ROAM ARCHITECTS AND IS NOT TO BE REPRODUCED OR COPIED IN ANY FORM OR BY ANY MEANS, ELECTRONIC OR MECHANICAL, INCLUDING PHOTOCOPYING, RECORDING, OR BY ANY INFORMATION STORAGE AND RETRIEVAL SYSTEM. ANY UNAUTHORIZED USE OF THIS DOCUMENT IS AT THE USER'S SOLE RISK AND WITHOUT LIABILITY TO ROAM ARCHITECTS. ROAM ARCHITECTS ACCEPTS NO LIABILITY FOR ANY LOSS OR DAMAGE, INCLUDING CONSEQUENTIAL DAMAGES, ARISING FROM THE USE OF THIS DOCUMENT.

ISSUE	DATE	REVISIONS
T1	04.09.2025	FOR TENDER
T2	11.09.2025	TENDER ADDENDA

GA

- STEEL PAINT NOMINATED TO POSTS
 - WALL NICHE DEPTH SHOWN (N1)
 - FALL TO ENTRY FLOOR
- ROOF PLAN**
- SHED GUTTERS UPDATED
 - AWNING GEOMETRY UPDATED
- CONCRETE SET OUT PLAN**
- PAVING SLAB FALLS UPDATED AS PER CIVIL ELEVATIONS/SECTIONS
- ELEVATIONS/SECTIONS**
- INSULATION EXTENT AND NOTES SHOWN
 - ENTRY DECK RAMPING, DRAINAGE AND AWNING UPDATE
 - NOTES ADDED RE FLASHING/FASCIA FINISHES

RCP

- SHED LIGHTING UPDATED
- BLINDS ADDED TO GLAZED ENTRY DOORS
- FULL HEIGHT WALL ADDED

INTERNAL ELEVATIONS

- MISSING TAGS ADDED GENERALLY
- SUSPENDED LIGHTING HIDDEN FOR CLARITY
- CLOCKS AND SPEAKERS INDICATED
- CODE FOR BLINDS CHANGED TO AVOID DUPLICATION WITH MATERIAL CODE FOR WHITEBOARDS
- FINISH BEHIND WATER FOUNTAIN SHOWN IN ELEVATION
- NOMINATION OF BLACK FACE PLATES TO ATELIER JOINERY POWER/DATA
- CLEANERS TAP ADDED
- FINISH ADDED BEHIND CLEANERS SINK
- GENERAL NOTES ADDED

CONSTRUCTION DETAILS

- INSULATION DETAIL ADDED
- GENERAL DETAIL UPDATED TO REFLECT INSULATION DETAIL
- ROOF FIXING TOPHATS UPDATED TO TIMBER
- LINTELS TO TOP HUNG INTERNAL DOORS UPDATED TO TIMBER
- PLASTERBOARD MARGIN SHOWN IN SECTION

JOINERY/METALWORK

- LAM-01 ADDED TO RETURN ENDS OF SPLASH BACK
- SINK TAG ADDED
- HWU SHOWN CONSISTENT WITH G SERIES
- C.O.S NOTED TO OVERALL DIMENSIONS
- AWNING DETAIL ADDED

AMENITIES

- ACC WC MIXER AND SINK ADDED

CLIENT
EMMAUS PRIMARY
SCHOOL ON BEHALF OF
MELBOURNE
ARCHDIOCESE
CATHOLIC SCHOOLS

PROJECT TITLE
6GLA PRIMARY LEARNING
BUILDING

PROJECT NUMBER
139

PROJECT NORTH

GRAPHIC SCALE

SCALE

1:50 AT A1 DO NOT SCALE

STATUS

TENDER
DRAWING

SECTIONS 02

DRAWING NUMBER
139-D-02

ISSUE
T2

ROOF
HEIGHT
109.91

GROUND
105.20

1 SECTION CC

SCALE 1:50

UPPER
ROOF
HEIGHT
111.10

ROOF
HEIGHT
109.91

GROUND
105.20

2 SECTION DD

SCALE 1:50



ROAM Architects
T: 03 9028 2625
www.roamarchitects.com.au

FACADE NOTES

- ALLOW FOR ALL VISIBLE FLASHING AND METAL TRIMS TO BE PREFINISHED COLORBOND DUNE.
- ALLOW FOR ALL FIBRE CEMENT AND TIMBER FASCIAS TO BE PAINTED FINISH EPT-1/EPT-2

INTELLECTUAL PROPERTY

ALL COPYRIGHT ROAM ARCHITECTS UNLESS OTHERWISE AGREED IN WRITING. ALL RIGHTS TO USE THIS DOCUMENT ARE SUBJECT TO PAYMENT IN FULL OF ALL ROAM ARCHITECTS CHARGES. THIS DOCUMENT MAY ONLY BE USED FOR THE PURPOSES FOR WHICH IT HAS BEEN CREATED AND NO PARTS MAY BE REPRODUCED OR TRANSMITTED IN ANY FORM OR BY ANY MEANS, ELECTRONIC OR MECHANICAL, INCLUDING PHOTOCOPYING, RECORDING, OR BY ANY INFORMATION STORAGE AND RETRIEVAL SYSTEM, WITHOUT PERMISSION IN WRITING FROM ROAM ARCHITECTS. ALL RIGHTS RESERVED.

ISSUE	DATE	REVISIONS
T1	04.09.2025	FOR TENDER
T2	11.09.2025	TENDER ADDENDA

GA

- STEEL PAINT NOMINATED TO POSTS
- WALL NICHE DEPTH SHOWN (N1)
- FALL TO ENTRY FLOOR

ROOF PLAN

- SHED GUTTERS UPDATED
- AWNING GEOMETRY UPDATED

CONCRETE SET OUT PLAN

- PAVING SLAB FALLS UPDATED AS PER CIVIL ELEVATIONS/SECTIONS

ELEVATIONS/SECTIONS

- INSULATION EXTENT AND NOTES SHOWN
- ENTRY DECK RAMPING, DRAINAGE AND AWNING UPDATE
- NOTES ADDED RE FLASHING/FASCIA FINISHES

RCP

- SHED LIGHTING UPDATED
- BLINDS ADDED TO GLAZED ENTRY DOORS
- FULL HEIGHT WALL ADDED

INTERNAL ELEVATIONS

- MISSING TAGS ADDED GENERALLY
- SUSPENDED LIGHTING HIDDEN FOR CLARITY
- CLOCKS AND SPEAKERS INDICATED
- CODE FOR BLINDS CHANGED TO AVOID DUPLICATION WITH MATERIAL CODE FOR WHITEBOARDS
- FINISH BEHIND WATER FOUNTAIN SHOWN IN ELEVATION
- NOMINATION OF BLACK FACE PLATES TO ATELIER JOINERY POWER/DATA
- CLEANERS TAP ADDED
- FINISH ADDED BEHIND CLEANERS SINK
- GENERAL NOTES ADDED

CONSTRUCTION DETAILS

- INSULATION DETAIL ADDED
- GENERAL DETAIL UPDATED TO REFLECT INSULATION DETAIL
- ROOF FIXING TOPHATS UPDATED TO TIMBER
- LINTELS TO TOP HUNG INTERNAL DOORS UPDATED TO TIMBER
- PLASTERBOARD MARGIN SHOWN IN SECTION

JOINERY/METALWORK

- LAM-01 ADDED TO RETURN ENDS OF SPLASH BACK
- SINK TAG ADDED
- HWU SHOWN CONSISTENT WITH G SERIES
- C.O.S NOTED TO OVERALL DIMENSIONS
- AWNING DETAIL ADDED

AMENITIES

- ACC WC MIXER AND SINK ADDED

CLIENT
EMMAUS PRIMARY
SCHOOL ON BEHALF OF
MELBOURNE
ARCHDIOCESE
CATHOLIC SCHOOLS

PROJECT TITLE
6GLA PRIMARY LEARNING
BUILDING

PROJECT NUMBER
139

PROJECT NORTH

GRAPHIC SCALE

SCALE

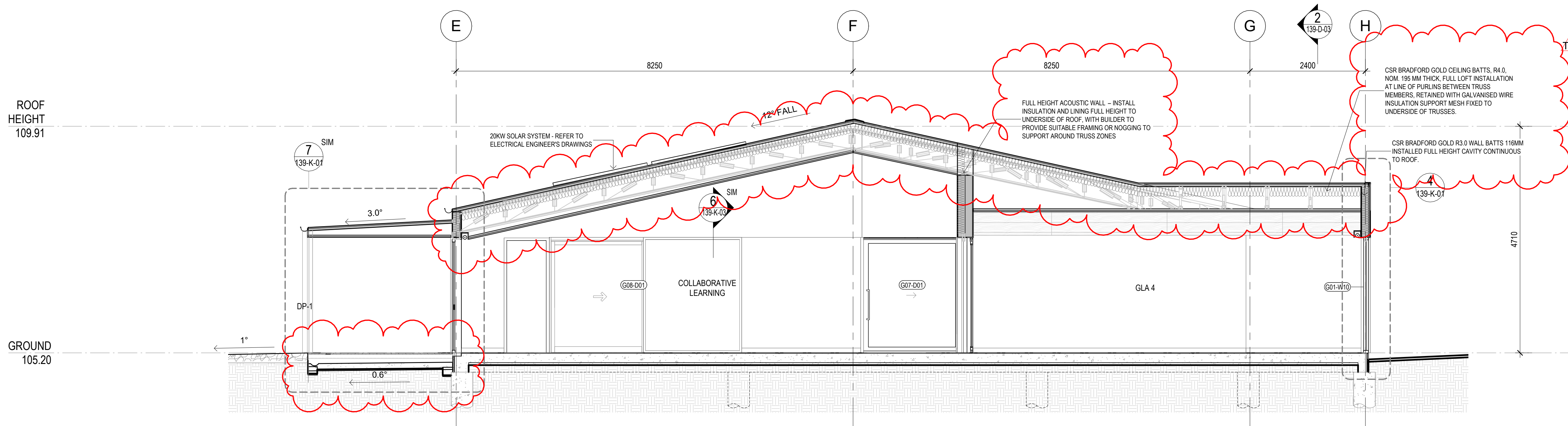
1:50 AT A1 DO NOT SCALE

STATUS

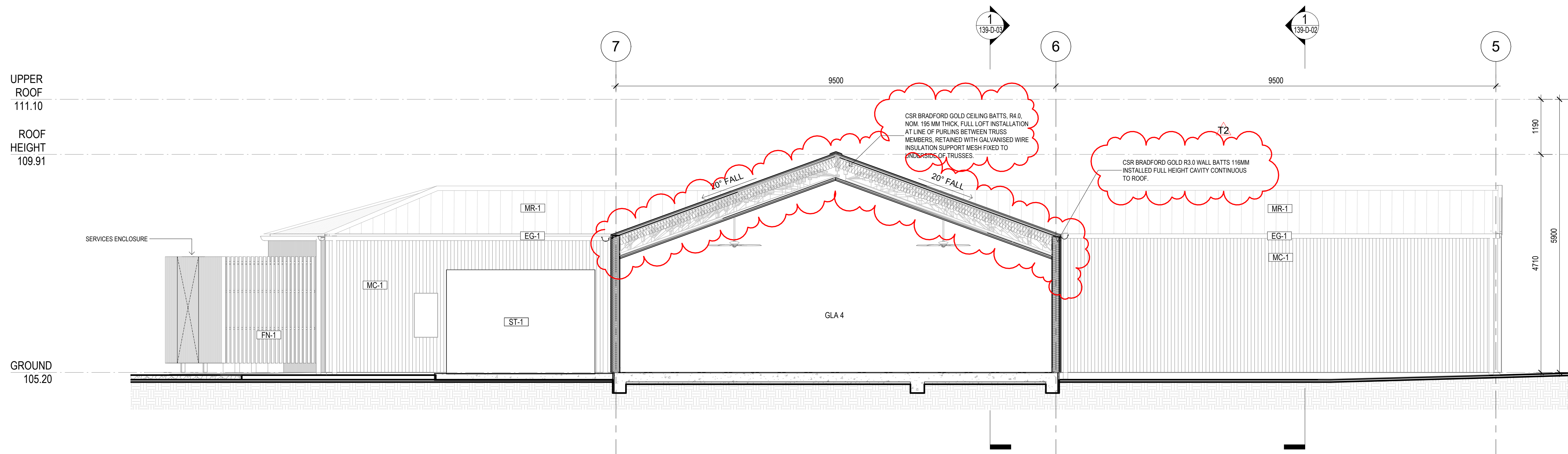
TENDER
DRAWING

SECTIONS 03

DRAWING NUMBER	ISSUE
139-D-03	T2



1 SECTION EE
SCALE 1:50



2 SECTION FF
SCALE 1:50



ISSUE	DATE	REVISIONS
T1	04.09.2025	FOR TENDER
T2	11.09.2025	TENDER ADDENDA

- STEEL PAINT NOMINATED TO POSTS
- WALL NICHE DEPTH SHOWN (N1)
- FALL TO ENTRY FLOOR

ROOF PLAN

- SHED GUTTERS UPDATED
- AWNING GEOMETRY UPDATED

CONCRETE SET OUT PLAN

- PAVING SLAB FALLS UPDATED AS PER CIVIL

ELEVATIONS/SECTIONS

- INSULATION EXTENT AND NOTES SHOWN
- ENTRY DECK RAMPING, DRAINAGE AND AWNING UPDATE
- NOTES ADDED RE FLASHING/FASCIA FINISHES

- SHED LIGHTING UPDATED
- BLINDS ADDED TO GLAZED ENTRY DOORS
- FULL HEIGHT WALL ADDED

INTERNAL ELEVATIONS

- MISSING TAGS ADDED GENERALLY
- SUSPENDED LIGHTING HIDDEN FOR CLARITY
- CLOCKS AND SPEAKERS INDICATED
- CODE FOR BLINDS CHANGED TO AVOID DUPLICATION WITH MATERIAL CODE FOR WHITEBOARDS
- FINISH BEHIND WATER FOUNTAIN SHOWN IN ELEVATION
- NOMINATION OF BLACK FACE PLATES TO ATELIER JOINERY POWER/DATA
- CLEANERS TAP ADDED
- FINISH ADDED BEHIND CLEANERS SINK
- GENERAL NOTES ADDED

- INSULATION DETAIL ADDED
- GENERAL DETAIL UPDATED TO REFLECT INSULATION DETAIL.
- ROOF FIXING TOPHATS UPDATED TO TIMBER
- LINTELS TO TOP HUNG INTERNAL DOORS UPDATED TO TIMBER
- PLASTERBOARD MARGIN SHOWN IN SECTION

JOINERY/METALWORK

- LAM-01 ADDED TO RETURN ENDS OF SPLASH BARS
- SINK TAG ADDED
- HWU SHOWN CONSISTENT WITH G SERIES
- C.O.S NOTED TO OVERALL DIMENSIONS
- AWNING DETAIL ADDED

- ACC WC MIXER AND SINK ADDED

CLIENT
EMMAUS PRIMARY
SCHOOL ON BEHALF OF
MELBOURNE
ARCHDIOCESE
CATHOLIC SCHOOLS

PROJECT TITLE
6GLA PRIMARY LEARNING
BUILDING

PROJECT NUMBER
139

PROJECT NORTH

GRAPHIC SCALE

SCALE

As indicated	AT A1	DO NOT SCALE
STATUS		

TENDER
DRAWING

REFLECTED
CEILING PLAN
GROUND FLOOR

DRAWING NUMBER	ISSUE
139-E-01	T2


☒ C 250x250 EXHAUST GRILLE

☒ EF 300x300 EXHAUST FAN

☒ A 350x350 RELIEF AIR

☒ RA 500x500 RELIEF AIR

EX EXIT LIGHT

 EMERGENCY LIGHT

 MOTION DETECTOR

 17W SUSPENDED LINEAR LIGHT

12. 17W SURFACE MOUNTED LINEAR LIGHT

 23W SURFACE MOUNTED LINEAR LIGHT

CC-0 BY-NC-ND 4.0 International license.

○D 22W SUSPENDED DOWNLIGHT

OE 8W RECESSED DOWNLIGHT

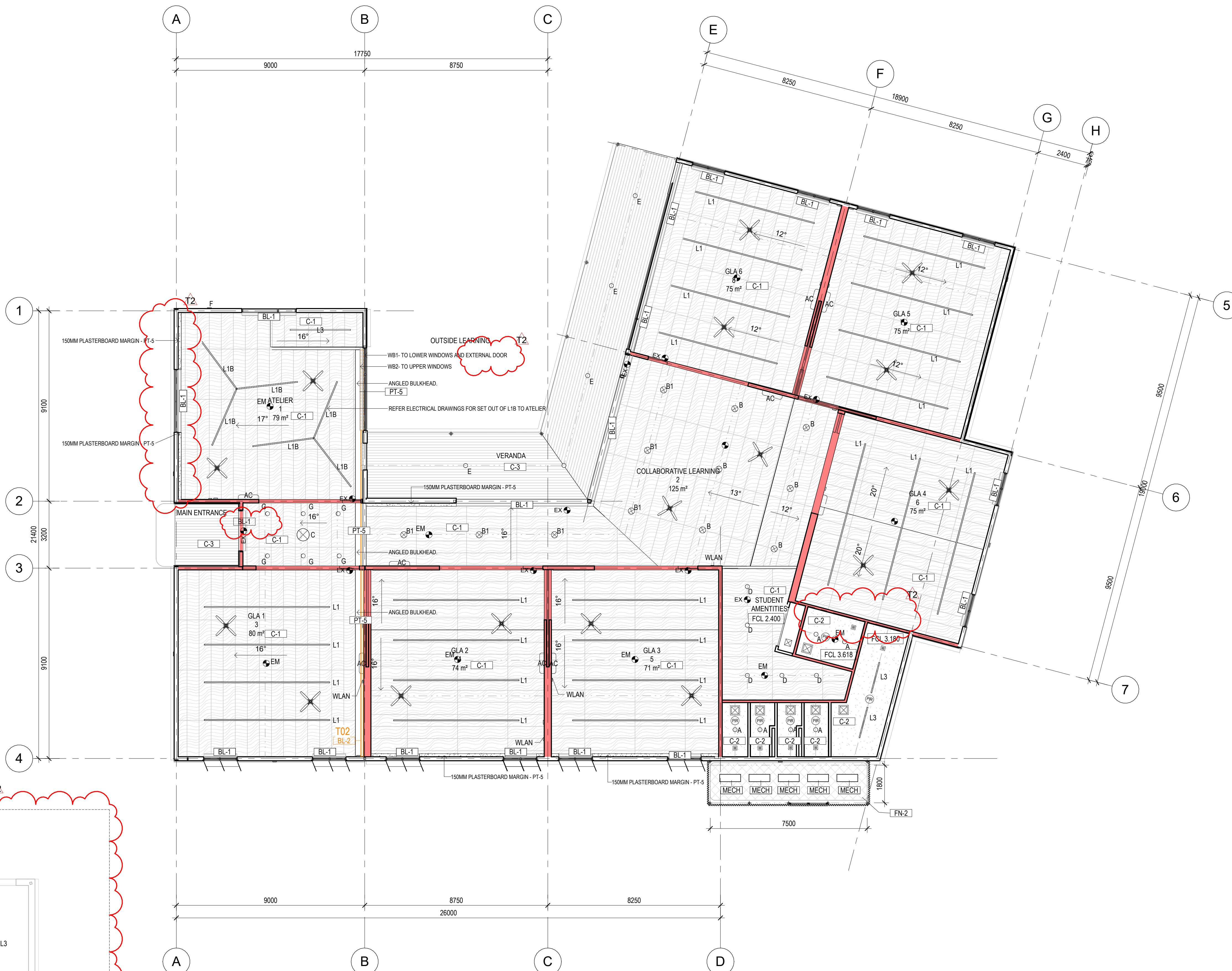
OF 22W RECESSED DOWNLIGHT

FAN

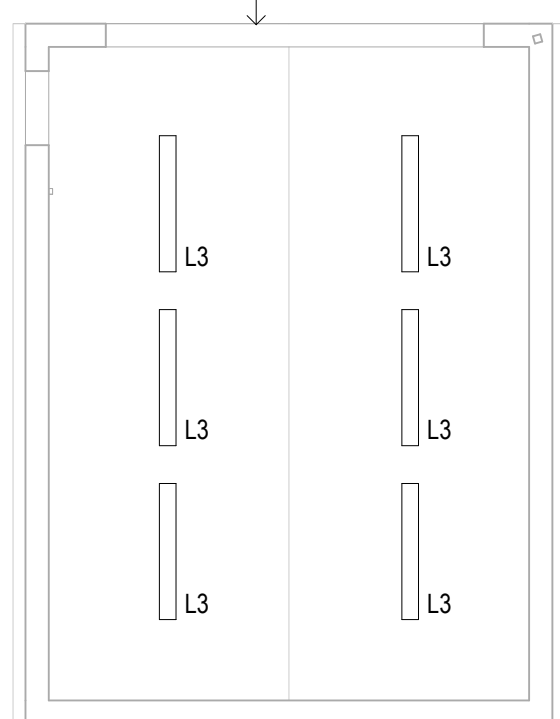
• • • • •

NOTE: REFER TO ELECTRICAL & MECHANICAL
ENGINEER'S DOCUMENTATION FOR SPECIFICATION
AND SIZING

HATCH DENOTES FULL HEIGHT ACOUSTIC WALLS TO UNDERSIDE OF ROOF SHEET. REFER DETAILS.



PROPRIETARY SHED. REFER FFE
SCHEDULE FOR DETAILS INCLUDING
NOMINAL SPECIFICATION OF DOORS
TO BE CO-ORDINATED WITH
SUPPLIER.



2 **139-E-01_PROPOSED RCP -SHED**
SCALE 1:100



ROAM Architects
T: 03 9028 2625
www.roamarchitects.com.au

INTELLECTUAL PROPERTY

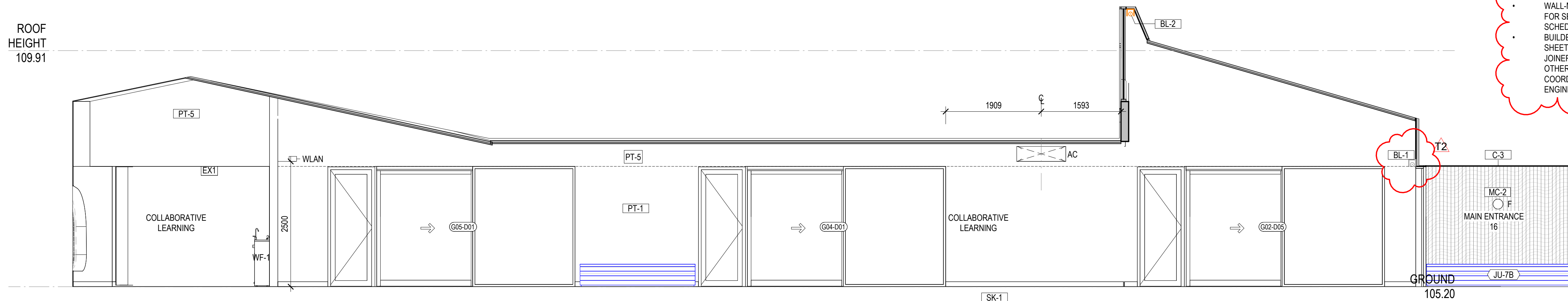
ALL RIGHTS RESERVED. THIS DOCUMENT IS THE PROPERTY OF ROAM ARCHITECTS. IT IS TO BE USED ONLY FOR THE PURPOSES SPECIFIED IN THE TENDER DOCUMENTS AND NOT FOR ANY OTHER PURPOSES. NO PART OF THIS DOCUMENT MAY BE REPRODUCED OR TRANSMITTED IN ANY FORM OR BY ANY MEANS, ELECTRONIC OR MECHANICAL, INCLUDING PHOTOCOPYING, RECORDING, OR BY ANY INFORMATION STORAGE AND RETRIEVAL SYSTEM, WITHOUT THE WRITTEN PERMISSION OF ROAM ARCHITECTS. ALL RIGHTS RESERVED.

ISSUE	DATE	REVISIONS
T1	04.09.2025	FOR TENDER
T2	11.09.2025	TENDER ADDENDA

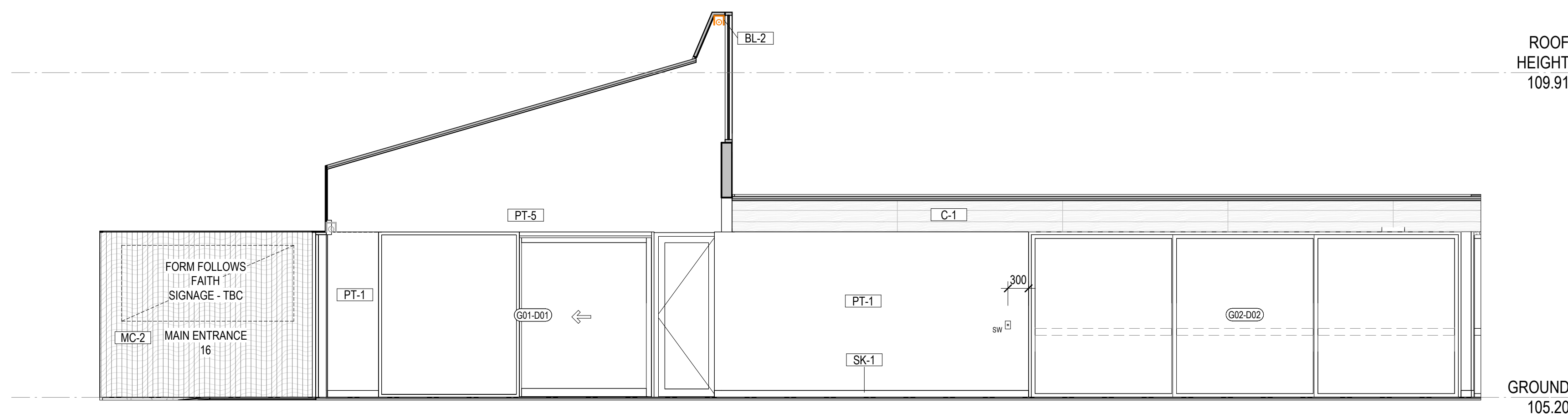
INTERIOR ELEVATION NOTES

- CEILING-MOUNTED LIGHTING HIDDEN FOR CLARITY. REFER RCP AND CONSULTANT DRAWINGS FOR DETAILS AND QUANTITIES.
- WALL-MOUNTED SERVICES SHOWN INDICATIVELY ONLY FOR SET OUT. REFER ELECTRICAL/MECHANICAL SCHEDULES FOR SPECIFICATION, TYPE AND QUANTITY.
- BUILDER TO ALLOW FOR ADDITIONAL PLY OR CFC SHEETING OR SOLID BLOCKING TO WALLS WHERE FIXED JOINERY, TV SCREENS, WHITEBOARDS, HANDRAILS AND OTHER WALL-MOUNTED EQUIPMENT OCCUR.
- COORDINATE WITH ELECTRICAL AND MECHANICAL ENGINEER'S DRAWINGS.

ROOF
HEIGHT
109.91

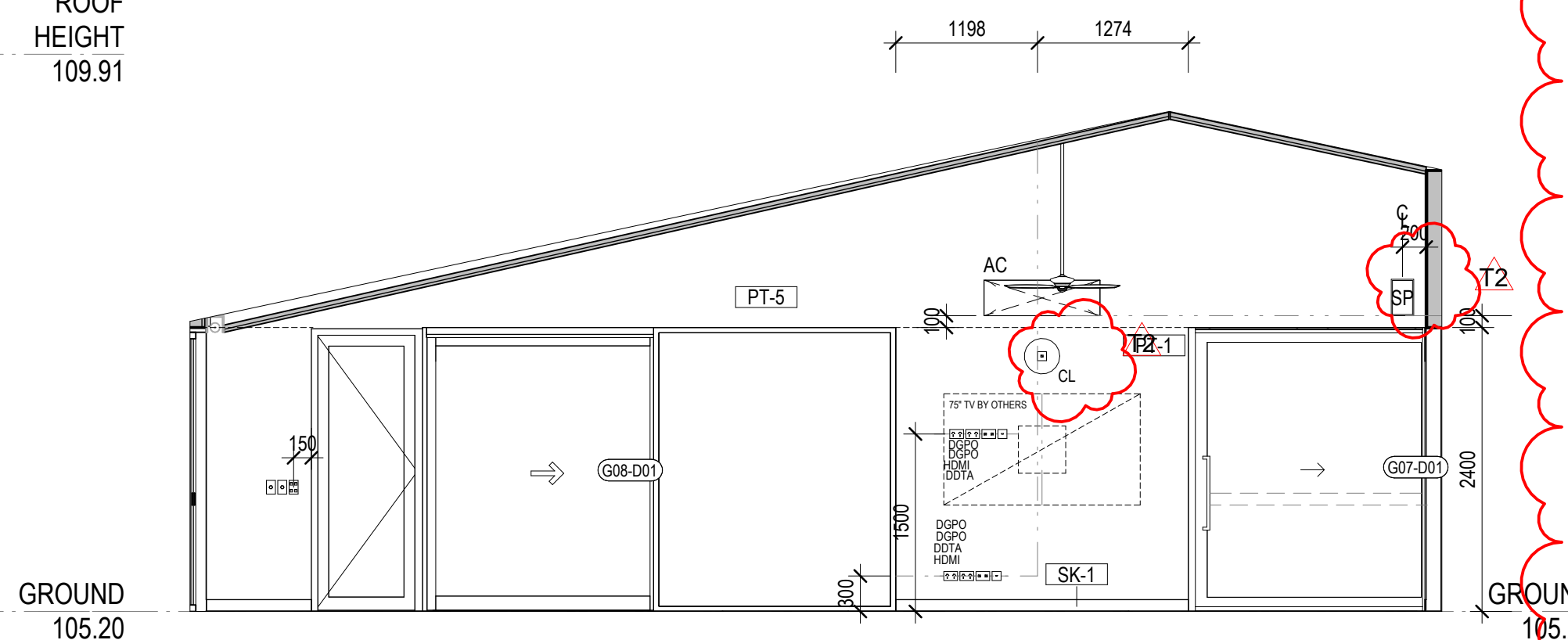


2 **COLLABORATIVE LEARNING WEST**
SCALE 1 : 50

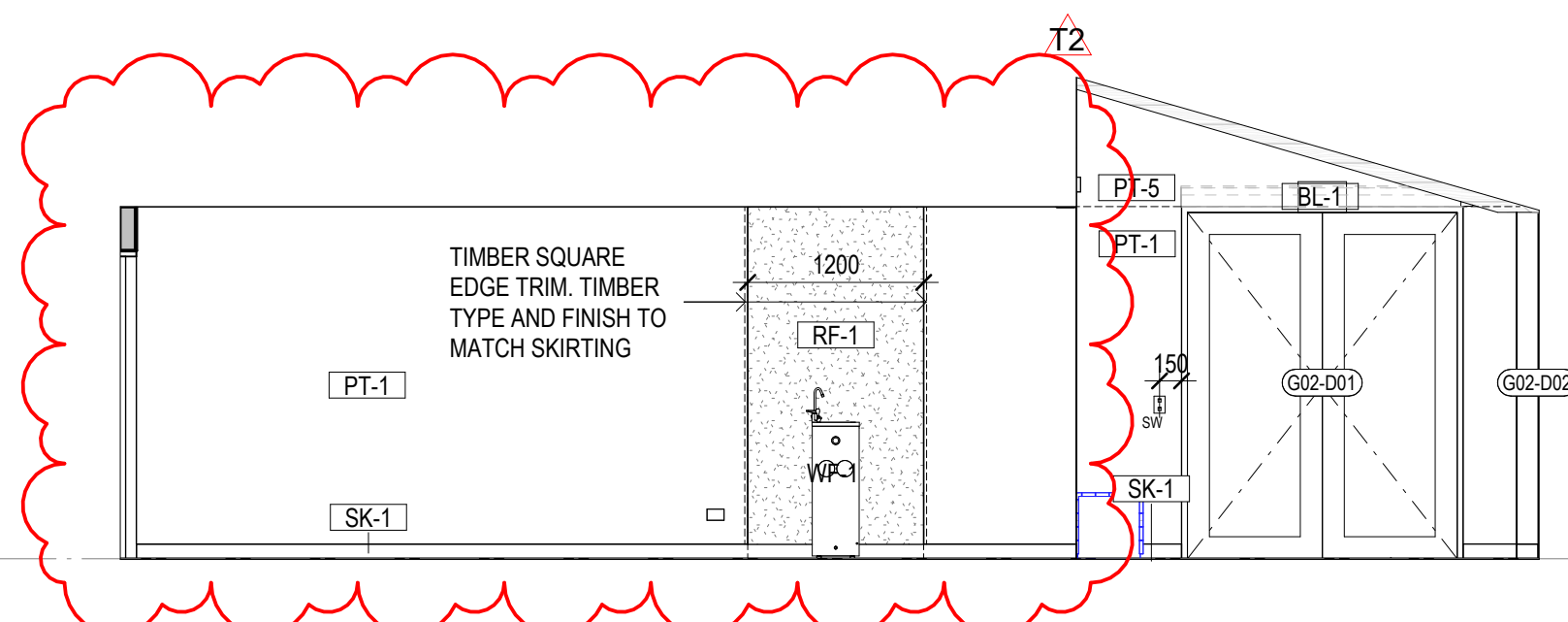


3 **COLLABORATIVE LEARNING EAST**
SCALE 1 : 50

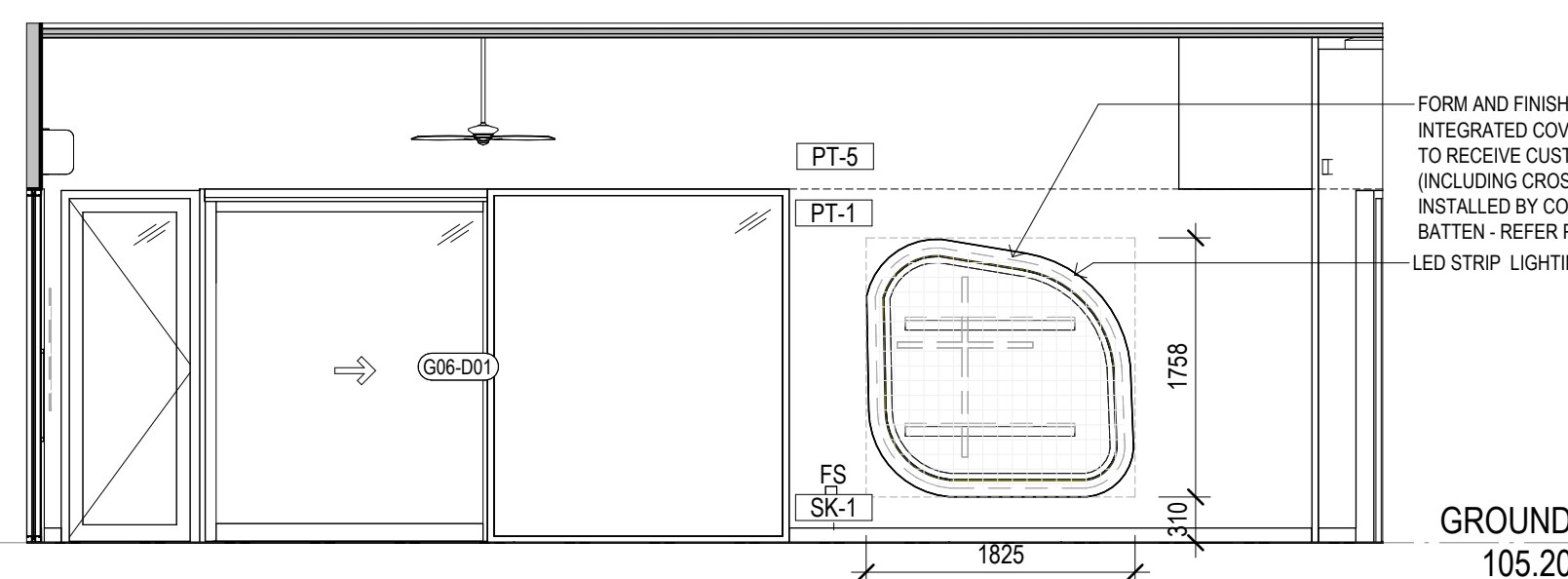
ROOF
HEIGHT
109.91



4 **COLLABORATIVE LEARNING EAST 02**
SCALE 1 : 50

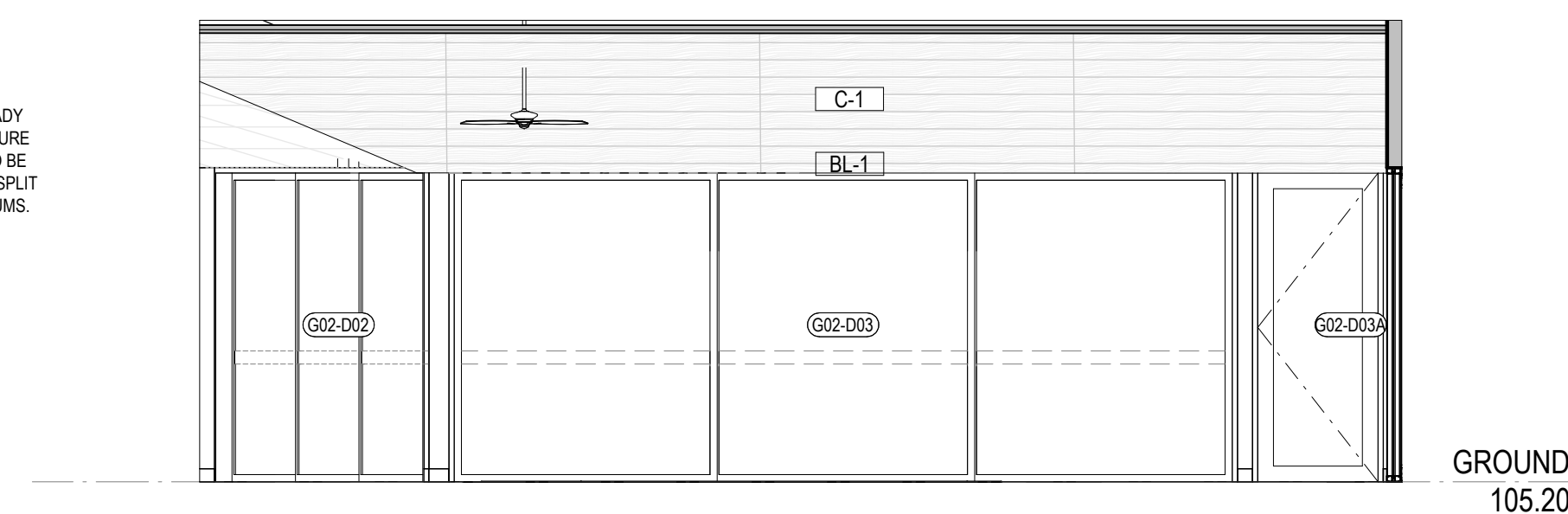


1 **COLLABORATIVE LEARNING NORTH 01**
SCALE 1 : 50



5 **COLLABORATIVE LEARNING SOUTH**
SCALE 1 : 50

FORM AND FINISH INCLUDING
INTEGRATED COVE LIGHTING READY
TO RECEIVE CUSTOM BUILT FEATURE
(INCLUDING CROSS). FEATURE TO BE
INSTALLED BY CONTRACTOR ON SPLIT
BATTEN - REFER PROVISIONAL SUMS.
LED STRIP LIGHTING



6 **COLLABORTIVE LEARNING NORTH 02**
SCALE 1 : 50

GA

- STEEL PAINT NOMINATED TO POSTS
- WALL NICHE DEPTH SHOWN (N1)
- FALL TO ENTRY FLOOR

ROOF PLAN

- SHED GUTTERS UPDATED
- AWNING GEOMETRY UPDATED

CONCRETE SET OUT PLAN

- PAVING SLAB FALLS UPDATED AS PER CIVIL ELEVATIONS/SECTIONS

ELEVATIONS/SECTIONS

- INSULATION EXTENT AND NOTES SHOWN
- ENTRY DECK RAMPING, DRAINAGE AND AWNING UPDATE
- NOTES ADDED RE FLASHING/FASCIA FINISHES

RCP

- SHED LIGHTING UPDATED
- BLINDS ADDED TO GLAZED ENTRY DOORS
- FULL HEIGHT WALL ADDED

INTERNAL ELEVATIONS

- MISSING TAGS ADDED GENERALLY
- SUSPENDED LIGHTING HIDDEN FOR CLARITY
- CLOCKS AND SPEAKERS INDICATED
- CODE FOR BLINDS CHANGED TO AVOID DUPLICATION WITH MATERIAL CODE FOR WHITEBOARDS
- FINISH BEHIND WATER FOUNTAIN SHOWN IN ELEVATION
- NOMINATION OF BLACK FACE PLATES TO ATELIER JOINERY POWER/DATA
- CLEANERS TAP ADDED
- FINISH ADDED BEHIND CLEANERS SINK
- GENERAL NOTES ADDED

CONSTRUCTION DETAILS

- INSULATION DETAIL ADDED
- GENERAL DETAIL UPDATED TO REFLECT INSULATION DETAIL
- ROOF FIXING TOPHATS UPDATED TO TIMBER
- LINTELS TO TOP HUNG INTERNAL DOORS UPDATED TO TIMBER
- PLASTERBOARD MARGIN SHOWN IN SECTION

JOINERY/METALWORK

- LAM-01 ADDED TO RETURN ENDS OF SPLASH BACK
- SINK TAG ADDED
- HWU SHOWN CONSISTENT WITH G SERIES
- C.O.S NOTED TO OVERALL DIMENSIONS
- AWNING DETAIL ADDED

AMENITIES

- ACC WC MIXER AND SINK ADDED

CLIENT
EMMAUS PRIMARY
SCHOOL ON BEHALF OF
MELBOURNE
ARCHDIOCESE
CATHOLIC SCHOOLS

PROJECT TITLE
6GLA PRIMARY LEARNING
BUILDING

PROJECT NUMBER
139

PROJECT NORTH

GRAPHIC SCALE

SCALE

1 : 50 AT A1 DO NOT SCALE

STATUS

TENDER
DRAWING

COLLABORATIVE
LEARNING

DRAWING NUMBER
139-G-01

ISSUE
T2



ROAM Architects
T: 03 9028 2625
www.roamarchitects.com.au

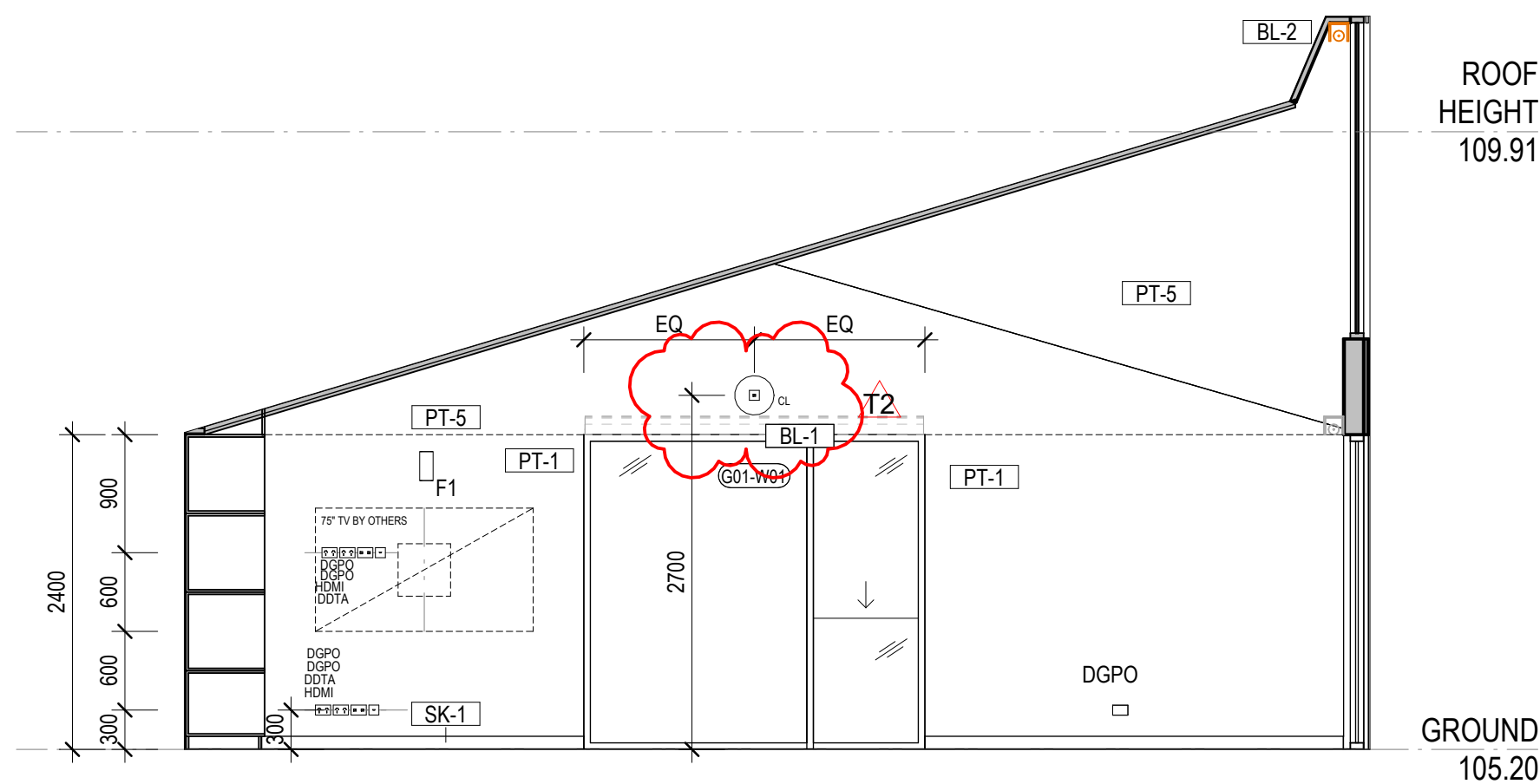
INTELLECTUAL PROPERTY

ALL RIGHTS TO USE THIS DOCUMENT ARE RESERVED TO ROAM ARCHITECTS. THIS DOCUMENT MAY ONLY BE USED FOR THE PURPOSES FOR WHICH IT WAS PREPARED AND NO PART OF IT MAY BE REPRODUCED OR TRANSMITTED IN ANY FORM OR BY ANY MEANS, ELECTRONIC OR MECHANICAL, INCLUDING PHOTOCOPYING, RECORDING, OR BY ANY INFORMATION STORAGE AND RETRIEVAL SYSTEM, WITHOUT THE WRITTEN PERMISSION OF ROAM ARCHITECTS. ALL RIGHTS RESERVED.

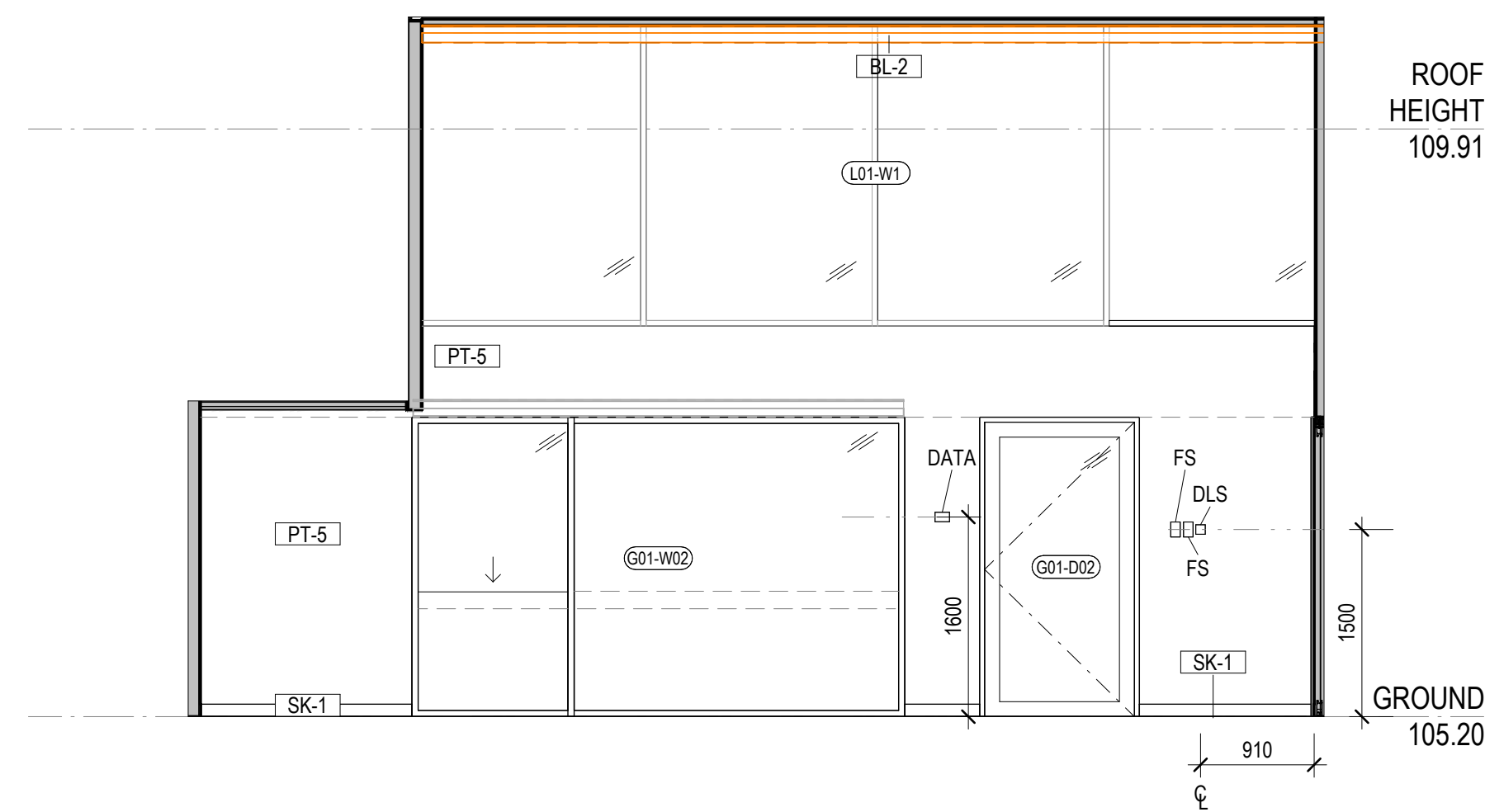
ISSUE	DATE	REVISIONS
T1	04.09.2025	FOR TENDER
T2	11.09.2025	TENDER ADDENDA

INTERIOR ELEVATION NOTES

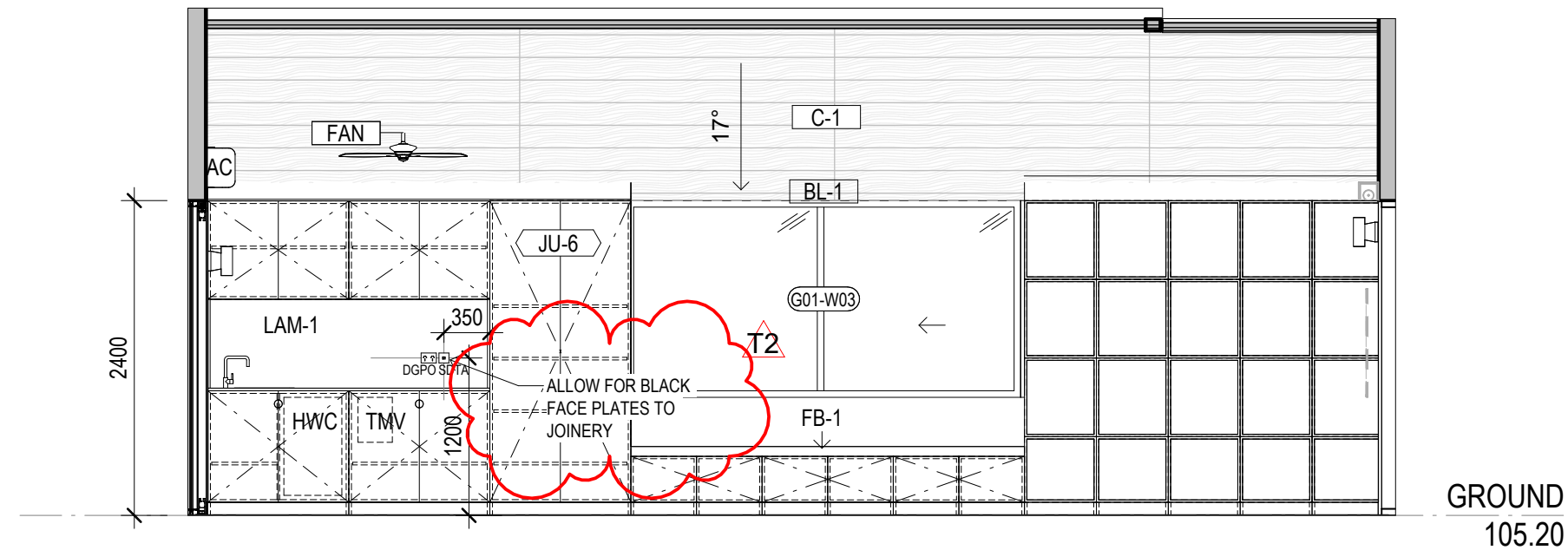
- CEILING-MOUNTED LIGHTING HIDDEN FOR CLARITY. REFER RCP AND CONSULTANT DRAWINGS FOR DETAILS AND QUANTITIES.
- WALL-MOUNTED SERVICES SHOWN INDICATIVELY ONLY FOR SET OUT. REFER ELECTRICAL/MECHANICAL SCHEDULES FOR SPECIFICATION, TYPE AND QUANTITY.
- BUILDER TO ALLOW FOR ADDITIONAL PLY OR CFC SHEETING OR SOLID BLOCKING TO WALLS WHERE FIXED JOINERY, TV SCREENS, WHITEBOARDS, HANDRAILS AND OTHER WALL-MOUNTED EQUIPMENT OCCUR.
- COORDINATE WITH ELECTRICAL AND MECHANICAL ENGINEER'S DRAWINGS.



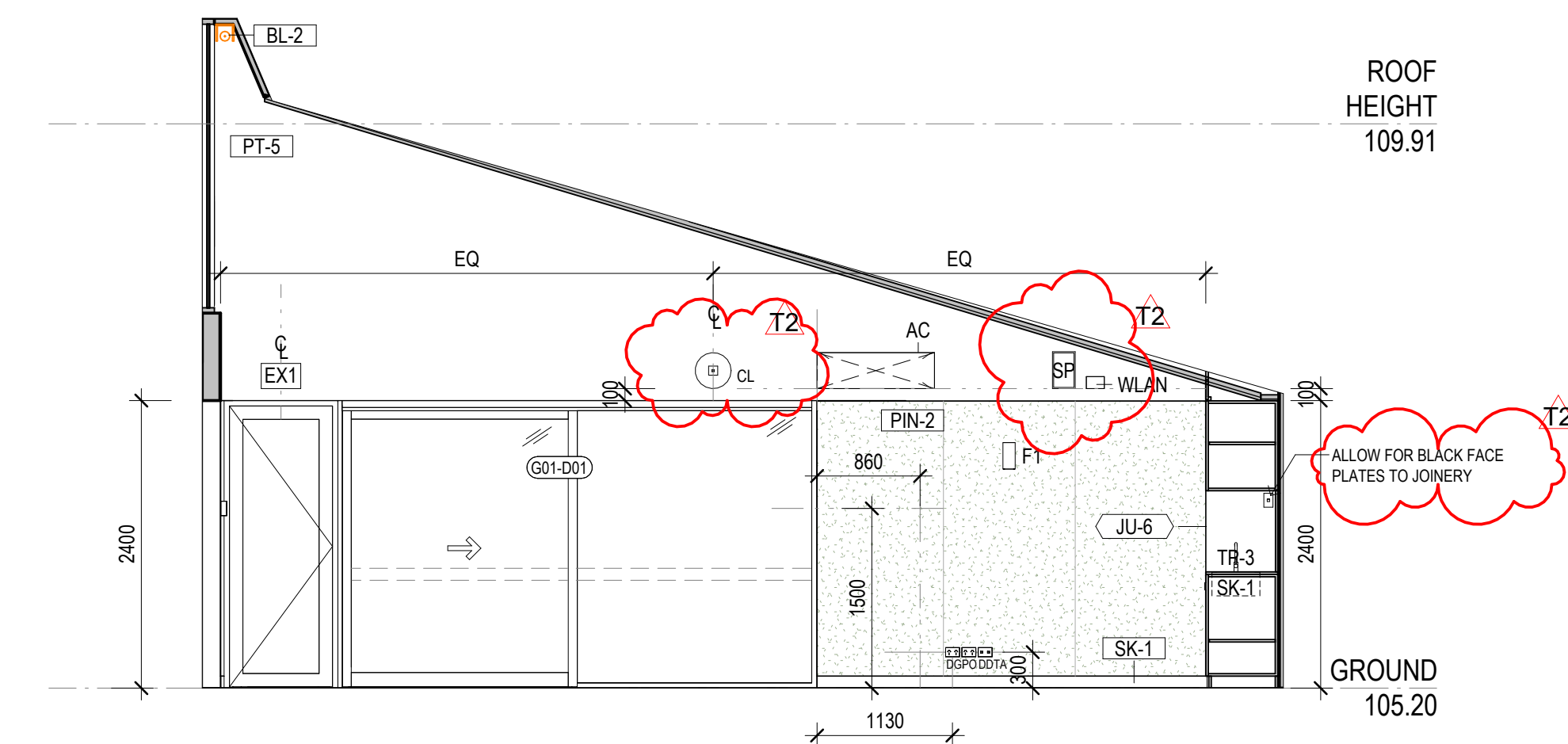
1 **ATELIER EAST**
SCALE 1 : 50



3 **ATELIER SOUTH**
SCALE 1 : 50



2 **ATELIER NORTH**
SCALE 1 : 50



4 **ATELIER WEST**
SCALE 1 : 50

GA

- STEEL PAINT NOMINATED TO POSTS
- WALL NICHE DEPTH SHOWN (N1)
- FALL TO ENTRY FLOOR

ROOF PLAN

- SHED GUTTERS UPDATED
- AWNING GEOMETRY UPDATED

CONCRETE SET OUT PLAN

- PAVING SLAB FALLS UPDATED AS PER CIVIL

ELEVATIONS/SECTIONS

- INSULATION EXTENT AND NOTES SHOWN
- ENTRY DECK RAMPING, DRAINAGE AND AWNING UPDATE
- NOTES ADDED RE FLASHING/FASCIA FINISHES

RCP

- SHED LIGHTING UPDATED
- BLINDS ADDED TO GLAZED ENTRY DOORS
- FULL HEIGHT WALL ADDED

INTERNAL ELEVATIONS

- MISSING TAGS ADDED GENERALLY
- SUSPENDED LIGHTING HIDDEN FOR CLARITY
- CLOCKS AND SPEAKERS INDICATED
- CODE FOR BLINDS CHANGED TO AVOID DUPLICATION
- WITH MATERIAL CODE FOR WHITEBOARDS
- FINISH BEHIND WATER FOUNTAIN SHOWN IN ELEVATION
- NOMINATION OF BLACK FACE PLATES TO ATELIER JOINERY POWER/DATA
- CLEANERS TAP ADDED
- FINISH ADDED BEHIND CLEANERS SINK
- GENERAL NOTES ADDED

CONSTRUCTION DETAILS

- INSULATION DETAIL ADDED
- GENERAL DETAIL UPDATED TO REFLECT INSULATION DETAIL
- ROOF FIXING TOPHATS UPDATED TO TIMBER
- LINTELS TO TOP HUNG INTERNAL DOORS UPDATED TO TIMBER
- PLASTERBOARD MARGIN SHOWN IN SECTION

JOINERY/METALWORK

- LAM-01 ADDED TO RETURN ENDS OF SPLASH BACK
- SINK TAG ADDED
- HWU SHOWN CONSISTENT WITH G SERIES
- C.O.S NOTED TO OVERALL DIMENSIONS
- AWNING DETAIL ADDED

AMENITIES

- ACC WC MIXER AND SINK ADDED

CLIENT
EMMAUS PRIMARY
SCHOOL ON BEHALF OF
MELBOURNE
ARCHDIOCESE
CATHOLIC SCHOOLS

PROJECT TITLE
6GLA PRIMARY LEARNING
BUILDING

PROJECT NUMBER
139

PROJECT NORTH

GRAPHIC SCALE

SCALE

1 : 50 AT A1 DO NOT SCALE

STATUS

TENDER

DRAWING

ATELIER

DRAWING NUMBER
139-G-02

ISSUE
T2

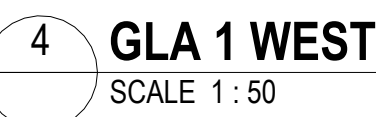


ROAM Architects
T: 03 9028 2625
roamarchitects.com.au

© COPYRIGHT ROAM ARCHITECTS. UNLESS OTHERWISE AGREED IN WRITING, ALL RIGHTS TO USE THIS DOCUMENT ARE SUBJECT TO PAYMENT IN FULL OF ALL ROAM ARCHITECTS CHARGES. THIS DOCUMENT MAY ONLY BE USED FOR THE EXPRESS PURPOSE FOR WHICH IT HAS BEEN CREATED AND DELIVERED. AS NOTIFIED IN WRITING BY ROAM ARCHITECTS, THIS DOCUMENT MAY NOT BE REPRODUCED, COPIED, OR UNAUTHORIZED USE OF THIS DOCUMENT IS AT THE USER'S SOLE RISK AND WITHIN LIMITING ROAM ARCHITECTS' RIGHTS, THE USER RELEASES AND INDEMNIFIES ROAM ARCHITECTS FROM AND AGAINST ALL LOSS ARISING.

ISSUE	DATE	REVISIONS
T1	04.09.2025	FOR TENDER
T2	11.09.2025	TENDER ADDENDA

- CEILING-MOUNTED LIGHTING HIDDEN FOR CLARITY, REFER RCP AND CONSULTANT DRAWINGS FOR DETAILS AND QUANTITIES.
- WALL-MOUNTED SERVICES SHOWN INDICATIVELY ONLY FOR SET OUT. REFER ELECTRICAL/MECHANICAL SCHEDULES FOR SPECIFICATION, TYPE AND QUANTITY.
- BUILDER TO ALLOW FOR ADDITIONAL PLY OR CFC SHEETING OR SOLID BLOCKING TO WALLS WHERE FIXED JOINTERY, TV SCREENS, WHITEBOARDS, HANDRAILS AND OTHER WALL-MOUNTED EQUIPMENT OCCUR.
- COORDINATE WITH ELECTRICAL AND MECHANICAL ENGINEER'S DRAWINGS.



- STEEL PAINT NOMINATED TO POSTS
 - WALL NICHE DEPTH SHOWN (N1)
 - FALL TO ENTRY FLOOR
- ROOF PLAN
- SHED GUTTERS UPDATED
 - AWNING GEOMETRY UPDATED
- CONCRETE SET OUT PLAN
- PAVING SLAB FALLS UPDATED AS PER CIVIL
- ELEVATIONS/SECTIONS
- INSULATION EXTENT AND NOTES SHOWN
 - ENTRY DECK RAMPING, DRAINAGE AND AWNING UPDATE
 - NOTES ADDED RE FLASHING/FASCIA FINISHES
- RCP
- SHED LIGHTING UPDATED
 - BLINDS ADDED TO GLAZED ENTRY DOORS
 - FULL HEIGHT WALL ADDED
- INTERNAL ELEVATIONS
- MISSING TAGS ADDED GENERALLY
 - SUSPENDED LIGHTING HIDDEN FOR CLARITY
 - CLOCKS AND SPEAKERS INDICATED
 - CODE FOR BLINDS CHANGED TO AVOID DUPLICATION WITH MATERIAL CODE FOR WHITEBOARDS
 - FINISH BEHIND WATER FOUNTAIN SHOWN IN ELEVATION
 - NOMINATION OF BLACK FACE PLATES TO ATELIER JOINERY POWER/DATA
 - CLEANERS TAP ADDED
 - FINISH ADDED BEHIND CLEANERS SINK
 - GENERAL NOTES ADDED
- CONSTRUCTION DETAILS
- INSULATION DETAIL ADDED
 - GENERAL DETAIL UPDATED TO REFLECT INSULATION DETAIL
 - ROOF FIXING TOPHATS UPDATED TO TIMBER
 - LINTELS TO TOP HUNG INTERNAL DOORS UPDATED TO TIMBER
 - PLASTERBOARD MARGIN SHOWN IN SECTION
- JOINERY/METALWORK
- LAM-01 ADDED TO RETURN ENDS OF SPLASH BACK
 - SINK TAG ADDED
 - HWU SHOWN CONSISTENT WITH G SERIES
 - C.O.S NOTED TO OVERALL DIMENSIONS
 - AWNING DETAIL ADDED
- AMENITIES
- ACC WC MIXER AND SINK ADDED

CLIENT
EMMAUS PRIMARY
SCHOOL ON BEHALF OF
MELBOURNE
ARCHDIOCESE
CATHOLIC SCHOOLS

PROJECT TITLE
6GLA PRIMARY LEARNING
BUILDING

PROJECT NUMBER
139

PROJECT NORTH

GRAPHIC SCALE

SCALE

1:50 AT A1 DO NOT SCALE

TENDER
DRAWING

GLA 1

DRAWING NUMBER	ISSUE
139-G-03	T2



ROAM Architects
T: 03 9028 2625
www.roamarchitects.com.au

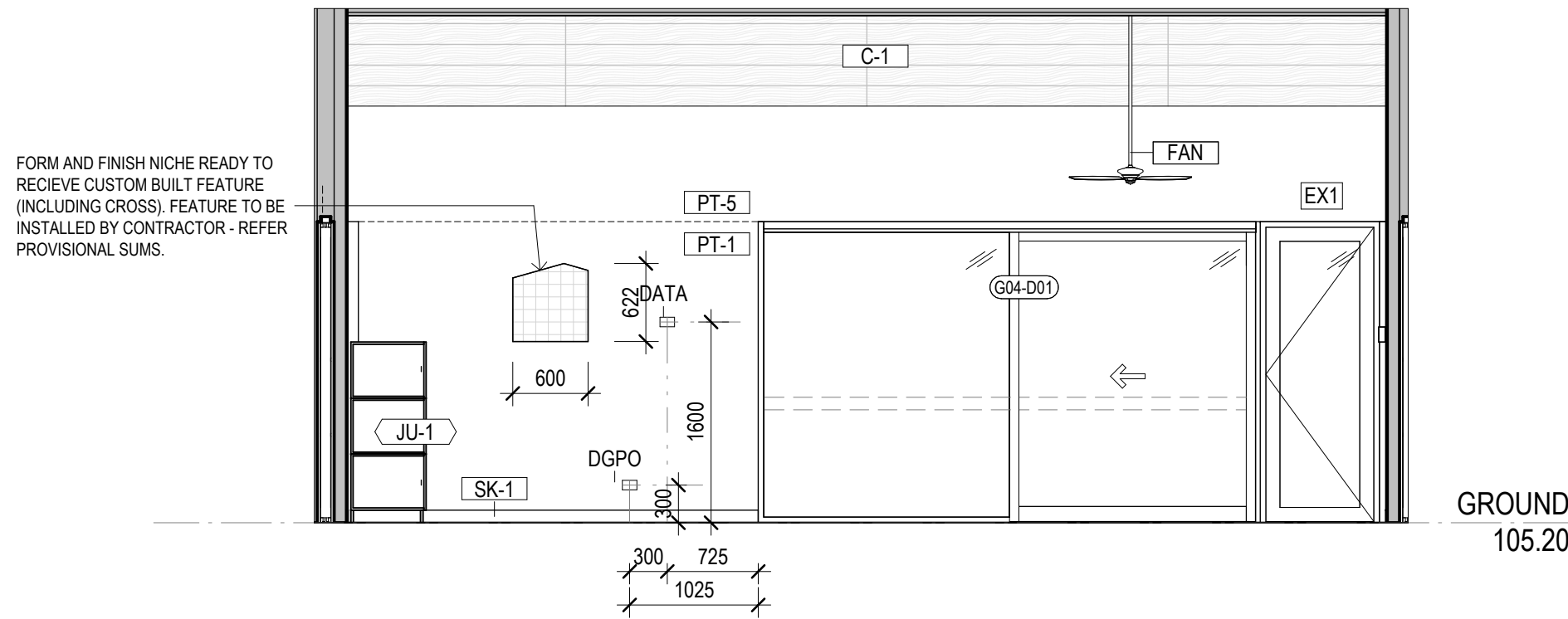
INTELLECTUAL PROPERTY

ALL RIGHTS TO USE THIS DOCUMENT ARE SUBJECT TO PAYMENT IN FULL OF ALL ROAM ARCHITECTS CHARGES. THIS DOCUMENT MAY ONLY BE USED FOR THE PURPOSES FOR WHICH IT HAS BEEN PREPARED AND MAY NOT BE REPRODUCED, COPIED, OR CURED ANY UNAUTHORIZED USE OF THIS DOCUMENT IS AT THE USER'S SOLE RISK AND WITHOUT THE ROAM ARCHITECTS' RESPONSIBILITY. THE USER RELEASES AND INDEMNIFIES ROAM ARCHITECTS FROM AND AGAINST ALL COSTS AND DAMAGES.

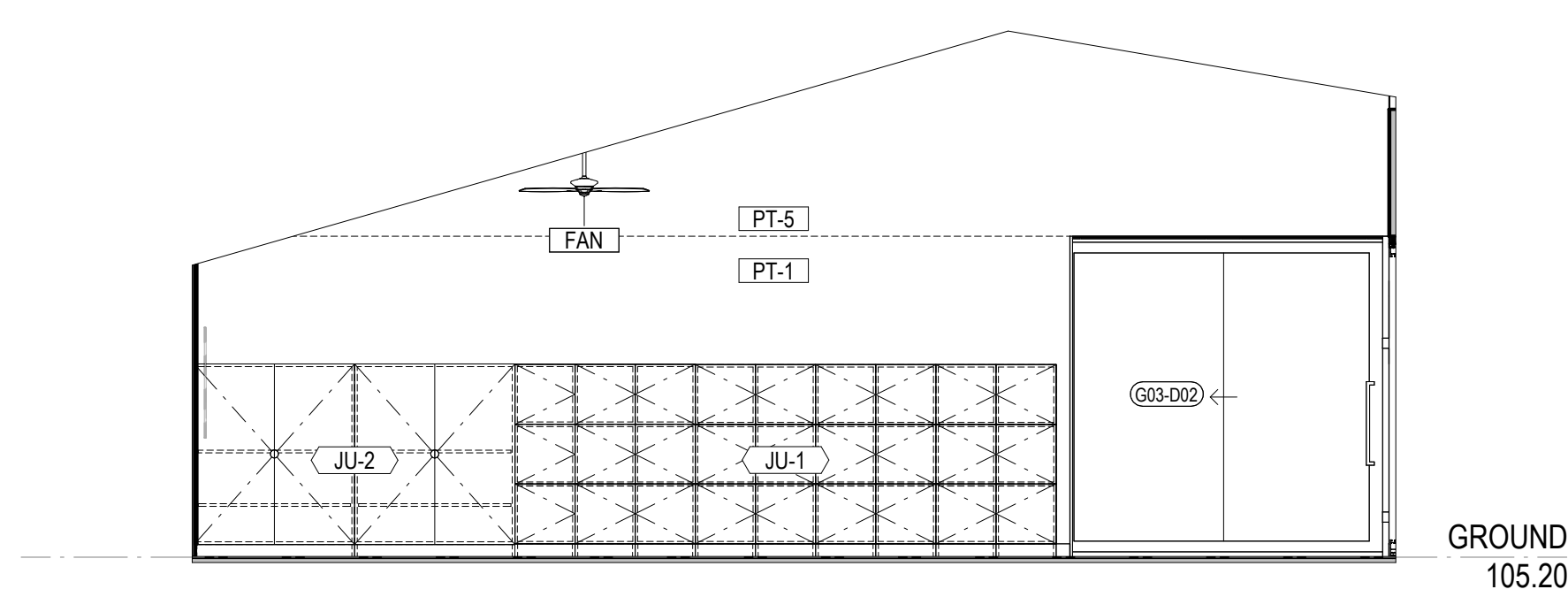
ISSUE	DATE	REVISIONS
T1	04.09.2025	FOR TENDER
T2	11.09.2025	TENDER ADDENDA

INTERIOR ELEVATION NOTES

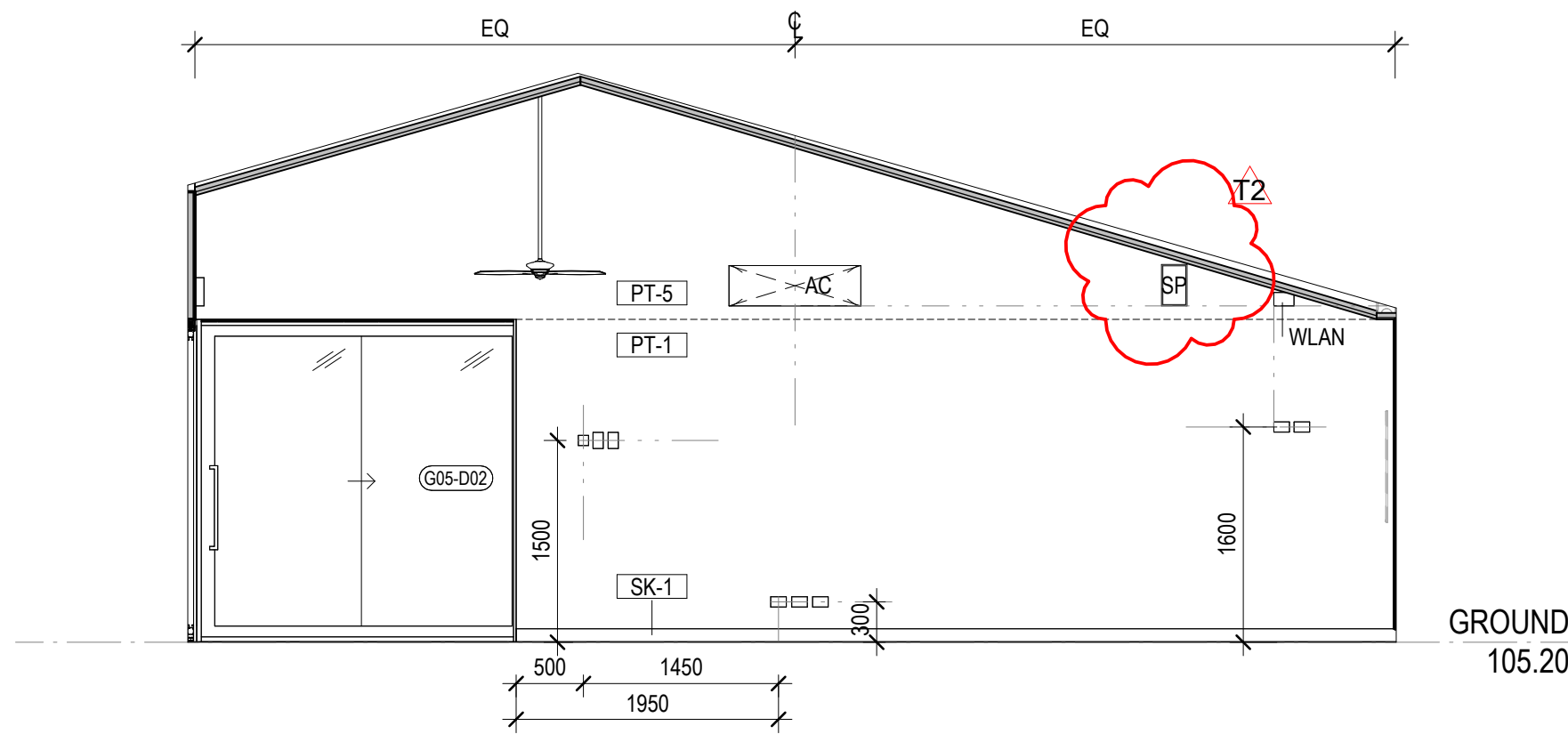
- CEILING-MOUNTED LIGHTING HIDDEN FOR CLARITY. REFER RCP AND CONSULTANT DRAWINGS FOR DETAILS AND QUANTITIES.
- WALL-MOUNTED SERVICES SHOWN INDICATIVELY ONLY FOR SET OUT. REFER ELECTRICAL/MECHANICAL SCHEDULES FOR SPECIFICATION, TYPE AND QUANTITY.
- BUILDER TO ALLOW FOR ADDITIONAL PLY OR CFC SHEETING OR SOLID BLOCKING TO WALLS WHERE FIXED JOINERY, TV SCREENS, WHITEBOARDS, HANDRAILS AND OTHER WALL-MOUNTED EQUIPMENT OCCUR.
- COORDINATE WITH ELECTRICAL AND MECHANICAL ENGINEER'S DRAWINGS.



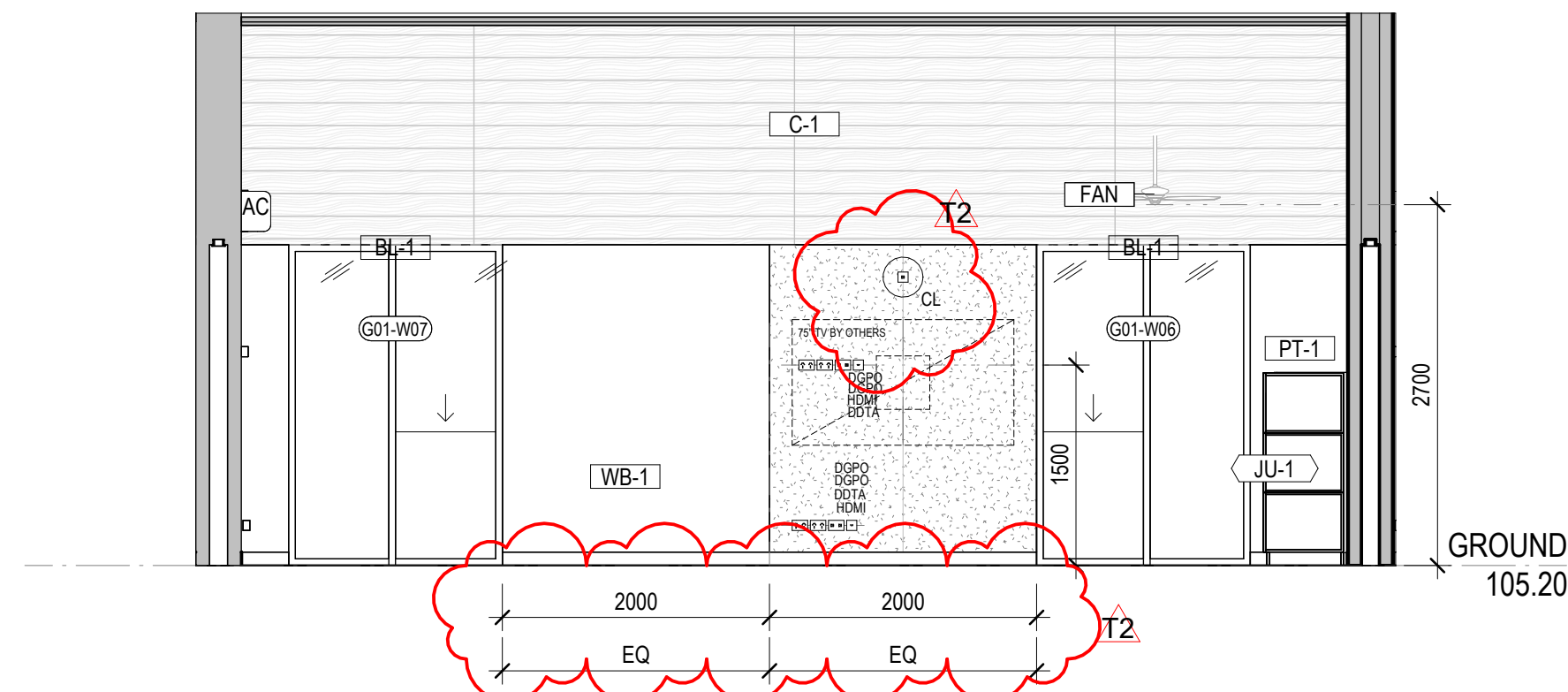
1 GLA 2 EAST
SCALE 1 : 50



2 GLA 2 NORTH
SCALE 1 : 50



3 GLA 2 SOUTH
SCALE 1 : 50



4 GLA 2 WEST
SCALE 1 : 50

GA

- STEEL PAINT NOMINATED TO POSTS
- WALL NICHE DEPTH SHOWN (N1)
- FALL TO ENTRY FLOOR

ROOF PLAN

- SHED GUTTERS UPDATED
- AWNING GEOMETRY UPDATED

CONCRETE SET OUT PLAN

- PAVING SLAB FALLS UPDATED AS PER CIVIL

ELEVATIONS/SECTIONS

- INSULATION EXTENT AND NOTES SHOWN
- ENTRY DECK RAMPING, DRAINAGE AND AWNING UPDATE
- NOTES ADDED RE FLASHING/FASCIA FINISHES

RCP

- SHED LIGHTING UPDATED
- BLINDS ADDED TO GLAZED ENTRY DOORS
- FULL HEIGHT WALL ADDED

INTERNAL ELEVATIONS

- MISSING TAGS ADDED GENERALLY
- SUSPENDED LIGHTING HIDDEN FOR CLARITY
- CLOCKS AND SPEAKERS INDICATED
- CODE FOR BLINDS CHANGED TO AVOID DUPLICATION WITH MATERIAL CODE FOR WHITEBOARDS
- FINISH BEHIND WATER FOUNTAIN SHOWN IN ELEVATION
- NOMINATION OF BLACK FACE PLATES TO ATELIER JOINERY POWER/DATA
- CLEANERS TAP ADDED
- FINISH ADDED BEHIND CLEANERS SINK
- GENERAL NOTES ADDED

CONSTRUCTION DETAILS

- INSULATION DETAIL ADDED
- GENERAL DETAIL UPDATED TO REFLECT INSULATION DETAIL
- ROOF FIXING TOPHATS UPDATED TO TIMBER
- LINTELS TO TOP HUNG INTERNAL DOORS UPDATED TO TIMBER
- PLASTERBOARD MARGIN SHOWN IN SECTION

JOINERY/METALWORK

- LAM-01 ADDED TO RETURN ENDS OF SPLASH BACK
- SINK TAG ADDED
- HWU SHOWN CONSISTENT WITH G SERIES
- C.O.S NOTED TO OVERALL DIMENSIONS
- AWNING DETAIL ADDED

AMENITIES

- ACC WC MIXER AND SINK ADDED

CLIENT
EMMAUS PRIMARY
SCHOOL ON BEHALF OF
MELBOURNE
ARCHDIOCESE
CATHOLIC SCHOOLS

PROJECT TITLE
6GLA PRIMARY LEARNING
BUILDING

PROJECT NUMBER
139

PROJECT NORTH

GRAPHIC SCALE

SCALE

1 : 50 AT A1 DO NOT SCALE

STATUS

TENDER

DRAWING

GLA 2

DRAWING NUMBER
139-G-04

ISSUE
T2



ROAM Architects
T: 03 9028 2625
www.roamarchitects.com.au

INTELLECTUAL PROPERTY

ALL RIGHTS TO USE THIS DOCUMENT ARE RESERVED BY ROAM ARCHITECTS. THIS DOCUMENT IS THE PROPERTY OF ROAM ARCHITECTS AND IS NOT TO BE REPRODUCED OR TRANSMITTED IN ANY FORM OR BY ANY MEANS, ELECTRONIC OR MECHANICAL, INCLUDING PHOTOCOPYING, RECORDING, OR BY ANY INFORMATION STORAGE AND RETRIEVAL SYSTEM. ANY UNAUTHORIZED USE OF THIS DOCUMENT IS PROHIBITED. ROAM ARCHITECTS SHALL BE RESPONSIBLE FOR ANY AND ALL DAMAGES, INCLUDING REASONABLE ATTORNEY'S FEES, INCURRED BY ROAM ARCHITECTS FROM AND AGAINST ALL USERS ARISING FROM THIS DOCUMENT.

ISSUE	DATE	REVISIONS
T1	04.09.2025	FOR TENDER
T2	11.09.2025	TENDER ADDENDA

INTERIOR ELEVATION NOTES

- CEILING-MOUNTED LIGHTING HIDDEN FOR CLARITY. REFER RCP AND CONSULTANT DRAWINGS FOR DETAILS AND QUANTITIES.
- WALL-MOUNTED SERVICES SHOWN INDICATIVELY ONLY FOR SET OUT. REFER ELECTRICAL/MECHANICAL SCHEDULES FOR SPECIFICATION, TYPE AND QUANTITY.
- BUILDER TO ALLOW FOR ADDITIONAL PLY OR CFC SHEETING OR SOLID BLOCKING TO WALLS WHERE FIXED JOINERY, TV SCREENS, WHITEBOARDS, HANDRAILS AND OTHER WALL-MOUNTED EQUIPMENT OCCUR.
- COORDINATE WITH ELECTRICAL AND MECHANICAL ENGINEER'S DRAWINGS.

GA

- STEEL PAINT NOMINATED TO POSTS
- WALL NICHE DEPTH SHOWN (N1)
- FALL TO ENTRY FLOOR

ROOF PLAN

- SHED GUTTERS UPDATED
- AWNING GEOMETRY UPDATED

CONCRETE SET OUT PLAN

- PAVING SLAB FALLS UPDATED AS PER CIVIL ELEVATIONS/SECTIONS

- INSULATION EXTENT AND NOTES SHOWN
- ENTRY DECK RAMPING, DRAINAGE AND AWNING UPDATE
- NOTES ADDED RE FLASHING/FASCIA FINISHES

RCP

- SHED LIGHTING UPDATED
- BLINDS ADDED TO GLAZED ENTRY DOORS
- FULL HEIGHT WALL ADDED

INTERNAL ELEVATIONS

- MISSING TAGS ADDED GENERALLY
- SUSPENDED LIGHTING HIDDEN FOR CLARITY
- CLOCKS AND SPEAKERS INDICATED
- CODE FOR BLINDS CHANGED TO AVOID DUPLICATION WITH MATERIAL CODE FOR WHITEBOARDS
- FINISH BEHIND WATER FOUNTAIN SHOWN IN ELEVATION
- NOMINATION OF BLACK FACE PLATES TO ATELIER JOINERY POWER/DATA
- CLEANERS TAP ADDED
- FINISH ADDED BEHIND CLEANERS SINK
- GENERAL NOTES ADDED

CONSTRUCTION DETAILS

- INSULATION DETAIL ADDED
- GENERAL DETAIL UPDATED TO REFLECT INSULATION DETAIL
- ROOF FIXING TOPHATS UPDATED TO TIMBER
- LINTELS TO TOP HUNG INTERNAL DOORS UPDATED TO TIMBER
- PLASTERBOARD MARGIN SHOWN IN SECTION

JOINERY/METALWORK

- LAM-01 ADDED TO RETURN ENDS OF SPLASH BACK
- SINK TAG ADDED
- HWU SHOWN CONSISTENT WITH G SERIES
- C.O.S NOTED TO OVERALL DIMENSIONS
- AWNING DETAIL ADDED

AMENITIES

- ACC WC MIXER AND SINK ADDED

CLIENT
EMMAUS PRIMARY
SCHOOL ON BEHALF OF
MELBOURNE
ARCHDIOCESE
CATHOLIC SCHOOLS

PROJECT TITLE
6GLA PRIMARY LEARNING
BUILDING

PROJECT NUMBER
139

PROJECT NORTH

GRAPHIC SCALE

SCALE

1 : 50 AT A1 DO NOT SCALE

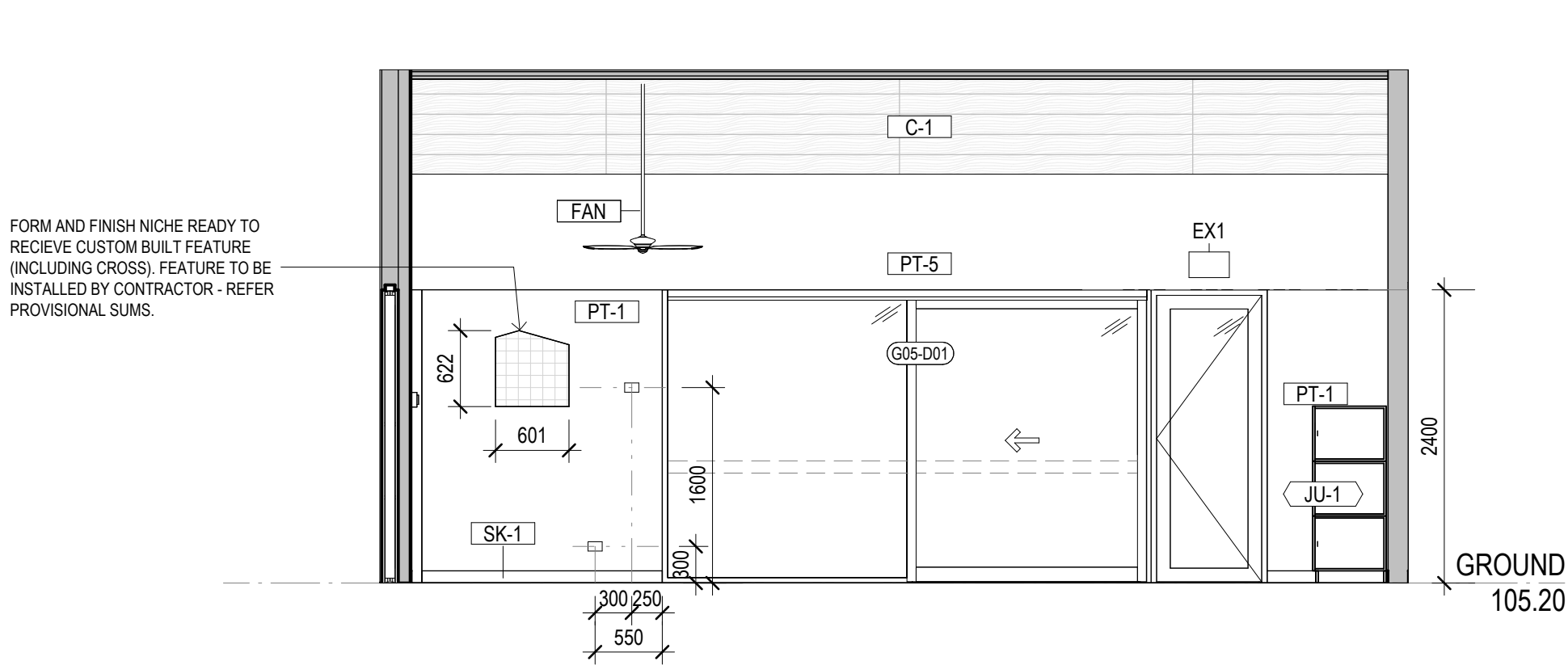
STATUS

TENDER
DRAWING

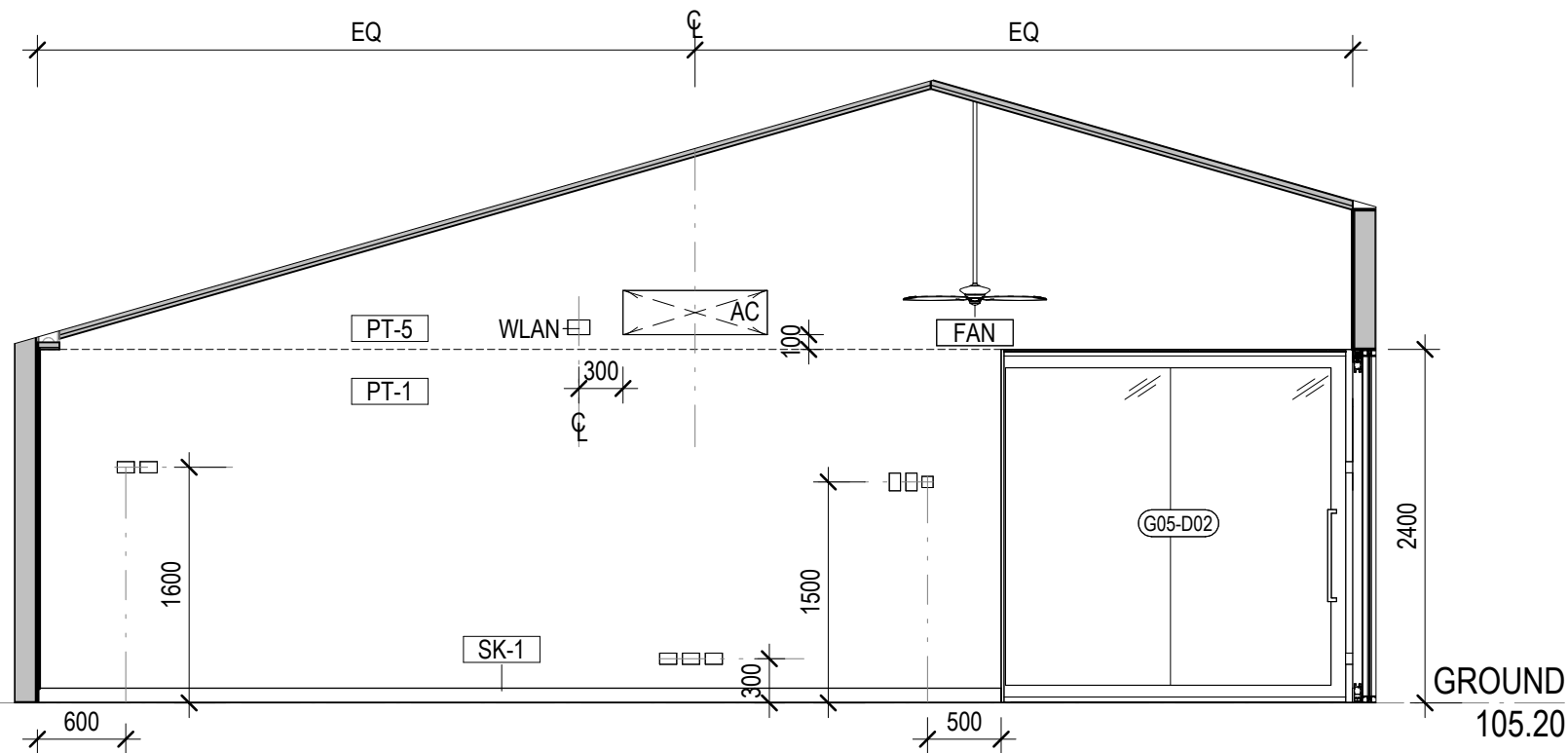
GLA 3

DRAWING NUMBER
139-G-05

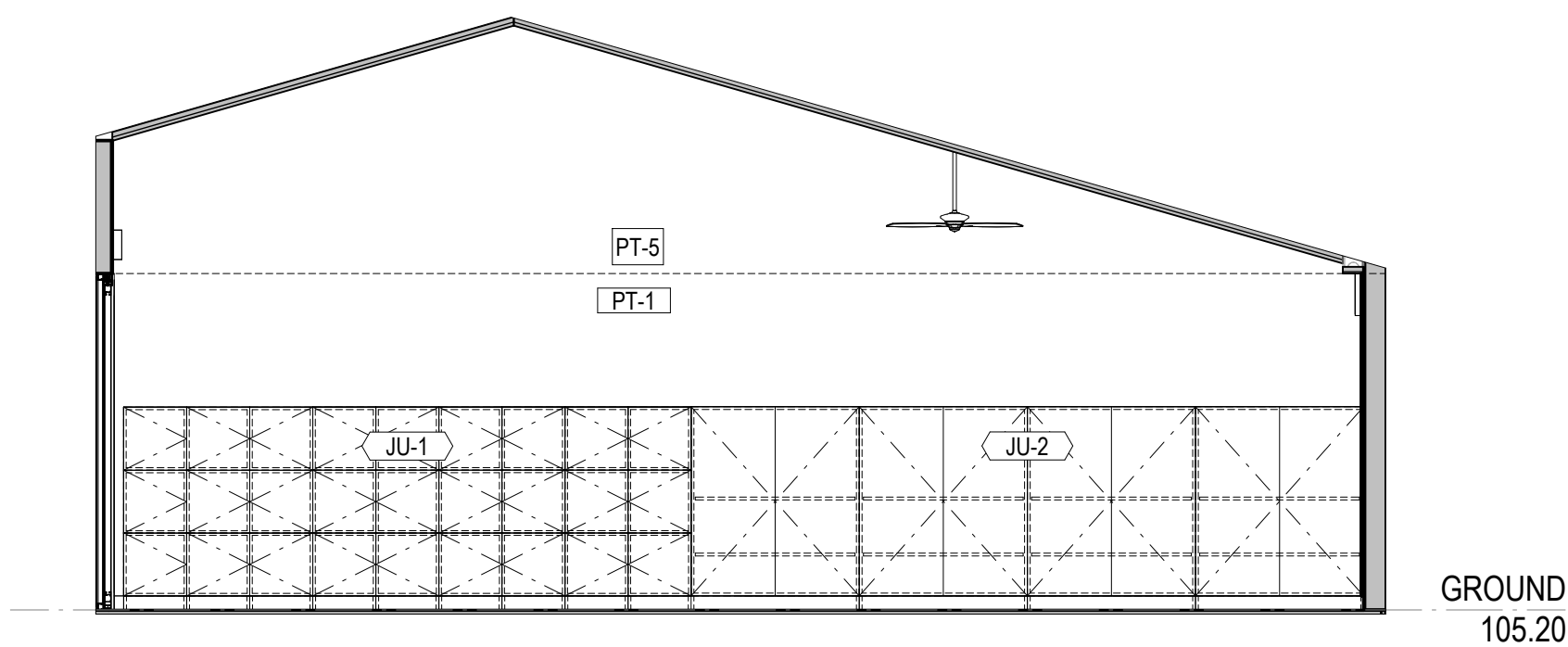
ISSUE
T2



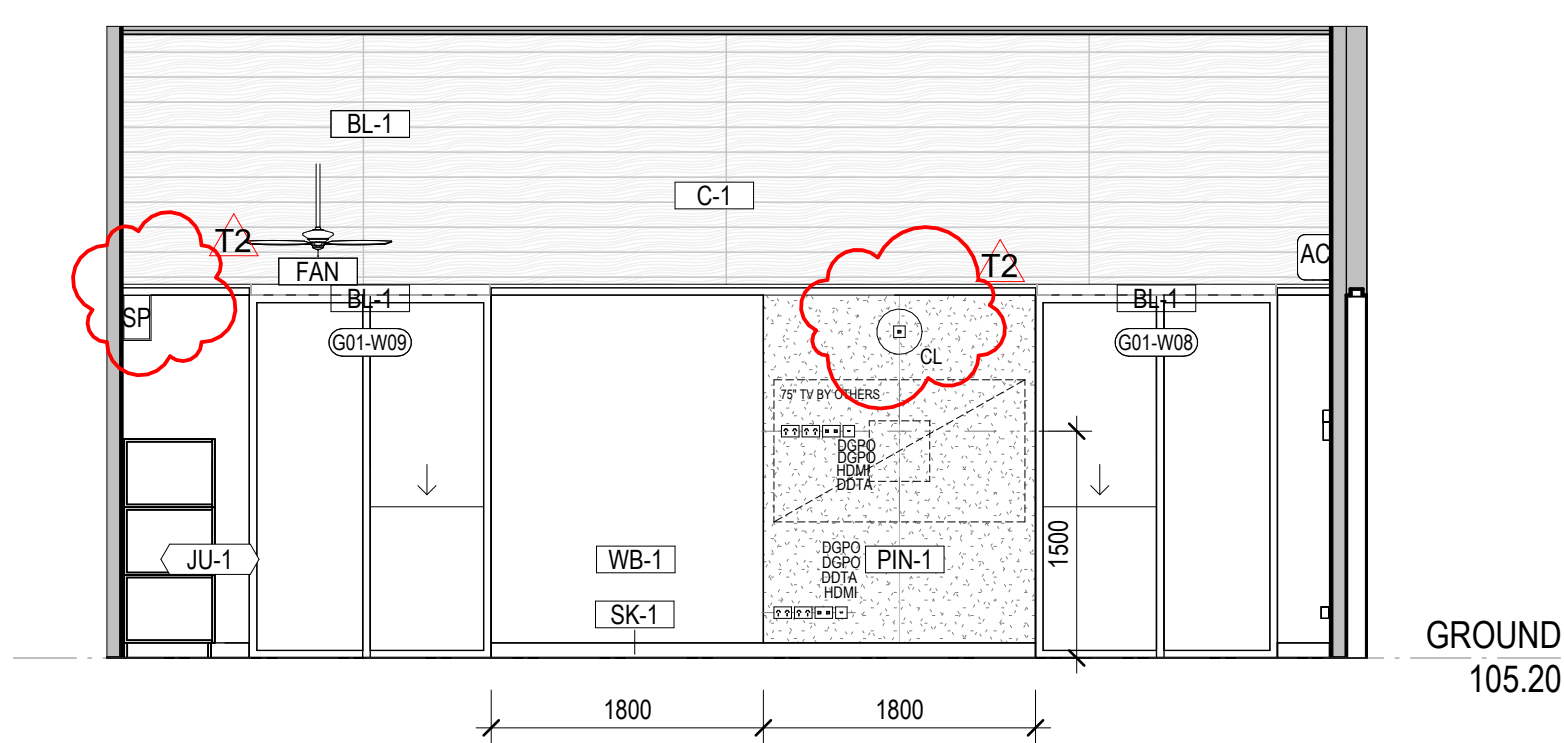
1 GLA 3 EAST
SCALE 1 : 50



2 GLA 3 NORTH
SCALE 1 : 50



3 GLA 3 SOUTH
SCALE 1 : 50



4 GLA 3 WEST
SCALE 1 : 50



ROAM Architects
T: 03 9028 2625
www.roamarchitects.com.au

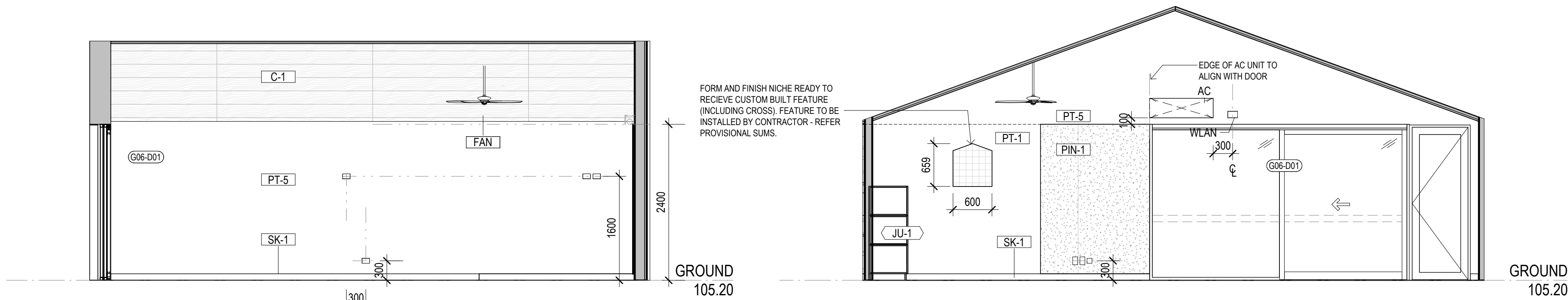
INTELLECTUAL PROPERTY

ALL RIGHTS TO USE THIS DOCUMENT ARE SUBJECT TO PAYMENT IN FULL OF ALL ROAM ARCHITECTS CHARGES. THIS DOCUMENT MAY ONLY BE USED FOR THE PURPOSES FOR WHICH IT HAS BEEN ORDERED AND ALL RIGHTS OF ROAM ARCHITECTS TO INTELLECTUAL PROPERTY WILL BE RESERVED. NO PART OF THIS DOCUMENT MAY BE REPRODUCED OR TRANSMITTED IN ANY FORM OR BY ANY MEANS, ELECTRONIC OR MECHANICAL, INCLUDING PHOTOCOPYING, RECORDING, OR BY ANY INFORMATION STORAGE AND RETRIEVAL SYSTEM, WITHOUT PERMISSION IN WRITING FROM ROAM ARCHITECTS. ALL RIGHTS RESERVED.

ISSUE	DATE	REVISIONS
T1	04.09.2025	FOR TENDER
T2	11.09.2025	TENDER ADDENDA

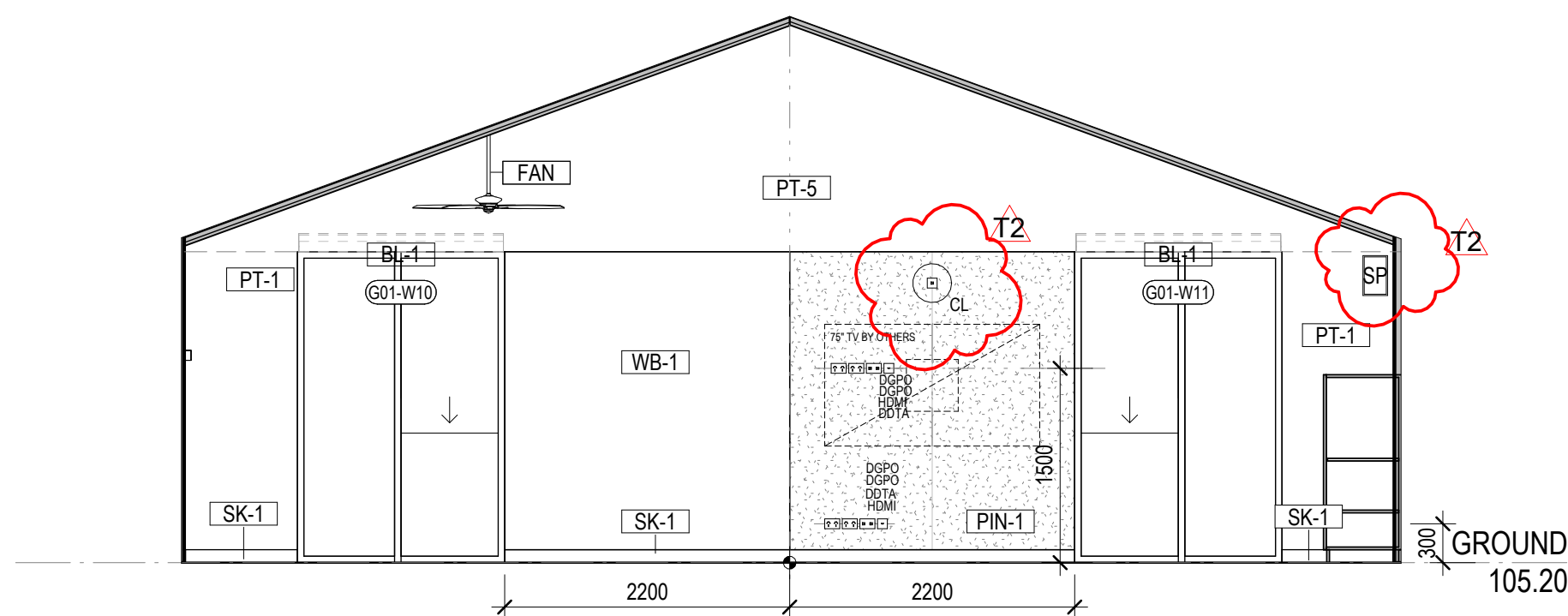
INTERIOR ELEVATION NOTES

- CEILING-MOUNTED LIGHTING HIDDEN FOR CLARITY. REFER RCP AND CONSULTANT DRAWINGS FOR DETAILS AND QUANTITIES.
- WALL-MOUNTED SERVICES SHOWN INDICATIVELY ONLY FOR SET OUT. REFER ELECTRICAL/MECHANICAL SCHEDULES FOR SPECIFICATION, TYPE AND QUANTITY.
- BUILDER TO ALLOW FOR ADDITIONAL PLY OR CFC SHEETING OR SOLID BLOCKING TO WALLS WHERE FIXED JOINERY, TV SCREENS, WHITEBOARDS, HANDRAILS AND OTHER WALL-MOUNTED EQUIPMENT OCCUR.
- COORDINATE WITH ELECTRICAL AND MECHANICAL ENGINEER'S DRAWINGS.

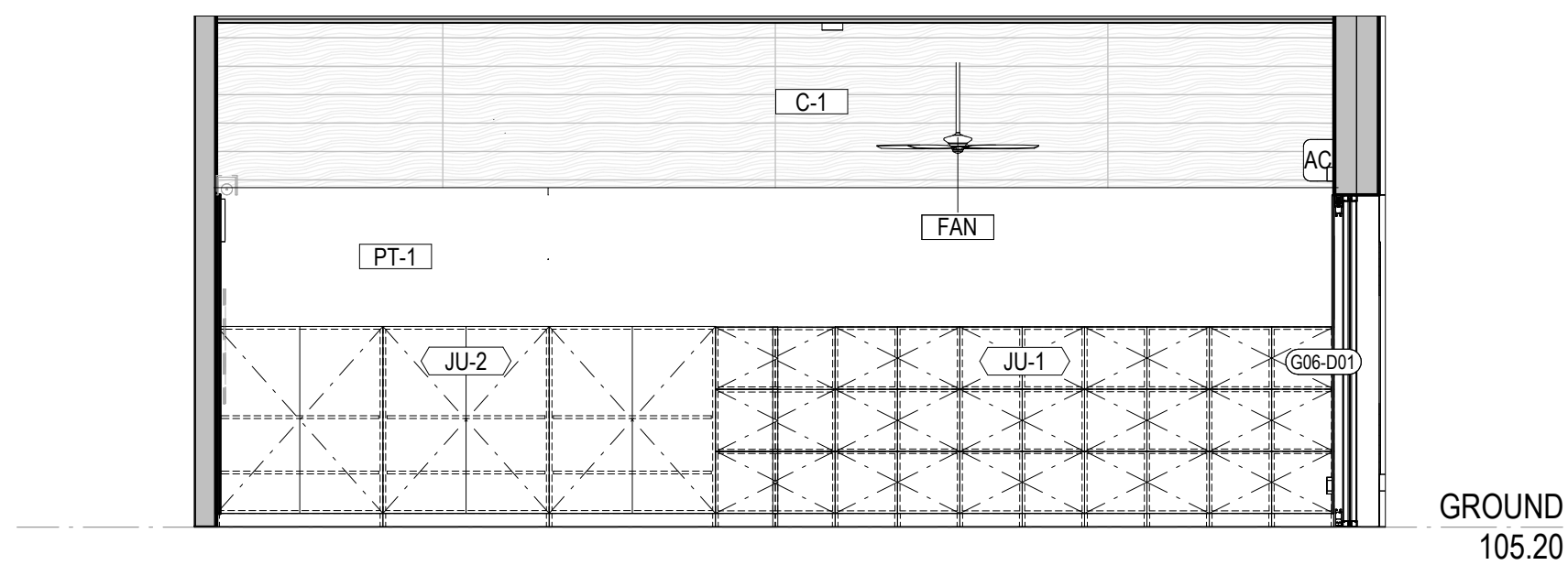


1 **GLA 4 EAST**
SCALE 1 : 50

2 **GLA 4 NORTH**
SCALE 1 : 50



3 **GLA 4 SOUTH**
SCALE 1 : 50



4 **GLA 4 WEST**
SCALE 1 : 50

GA

- STEEL PAINT NOMINATED TO POSTS
- WALL NICHE DEPTH SHOWN (N1)
- FALL TO ENTRY FLOOR

ROOF PLAN

- SHED GUTTERS UPDATED
- AWNING GEOMETRY UPDATED

CONCRETE SET OUT PLAN

- PAVING SLAB FALLS UPDATED AS PER CIVIL ELEVATIONS/SECTIONS

ELEVATIONS/SECTIONS

- INSULATION EXTENT AND NOTES SHOWN
- ENTRY DECK RAMPING, DRAINAGE AND AWNING UPDATE
- NOTES ADDED RE FLASHING/FASCIA FINISHES

RCP

- SHED LIGHTING UPDATED
- BLINDS ADDED TO GLAZED ENTRY DOORS
- FULL HEIGHT WALL ADDED

INTERNAL ELEVATIONS

- MISSING TAGS ADDED GENERALLY
- SUSPENDED LIGHTING HIDDEN FOR CLARITY
- CLOCKS AND SPEAKERS INDICATED
- CODE FOR BLINDS CHANGED TO AVOID DUPLICATION WITH MATERIAL CODE FOR WHITEBOARDS
- FINISH BEHIND WATER FOUNTAIN SHOWN IN ELEVATION
- NOMINATION OF BLACK FACE PLATES TO ATELIER JOINERY POWER/DATA
- CLEANERS TAP ADDED
- FINISH ADDED BEHIND CLEANERS SINK
- GENERAL NOTES ADDED

CONSTRUCTION DETAILS

- INSULATION DETAIL ADDED
- GENERAL DETAIL UPDATED TO REFLECT INSULATION DETAIL
- ROOF FIXING TOPHATS UPDATED TO TIMBER
- LINTELS TO TOP HUNG INTERNAL DOORS UPDATED TO TIMBER
- PLASTERBOARD MARGIN SHOWN IN SECTION

JOINERY/METALWORK

- LAM-01 ADDED TO RETURN ENDS OF SPLASH BACK
- SINK TAG ADDED
- HWU SHOWN CONSISTENT WITH G SERIES
- C.O.S NOTED TO OVERALL DIMENSIONS
- AWNING DETAIL ADDED

AMENITIES

- ACC WC MIXER AND SINK ADDED

CLIENT
EMMAUS PRIMARY
SCHOOL ON BEHALF OF
MELBOURNE
ARCHDIOCESE
CATHOLIC SCHOOLS

PROJECT TITLE
6GLA PRIMARY LEARNING
BUILDING

PROJECT NUMBER
139

PROJECT NORTH

GRAPHIC SCALE

SCALE

1 : 50 AT A1 DO NOT SCALE

STATUS

TENDER
DRAWING

GLA 4

DRAWING NUMBER
139-G-06

ISSUE
T2



ROAM Architects
T: 03 9028 2625
www.roamarchitects.com.au

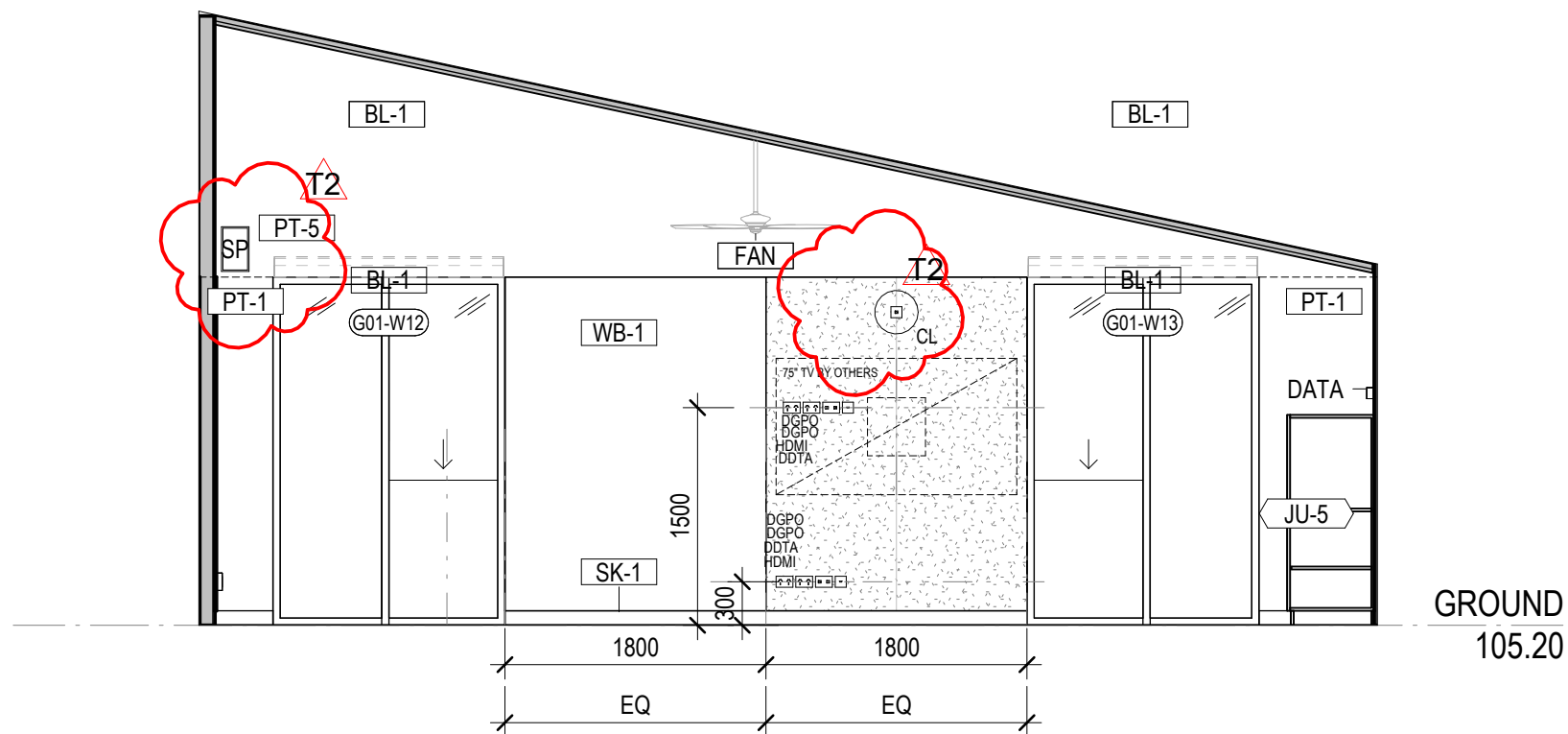
INTELLECTUAL PROPERTY

ALL COPYRIGHT ROAM ARCHITECTS UNLESS OTHERWISE AGREED IN WRITING.
ALL RIGHTS TO USE THIS DOCUMENT ARE SUBJECT TO PAYMENT IN FULL OF ALL ROAM ARCHITECTS CHARGES. THIS DOCUMENT MAY ONLY BE USED FOR THE EXPRESS PURPOSES FOR WHICH IT HAS BEEN CREATED AND ALL RIGHTS OF ROAM ARCHITECTS SHALL REMAIN UNIMPAIRED. NO PART OF THIS DOCUMENT MAY BE REPRODUCED, COPIED, OR CIRCULATED IN ANY MANNER WITHOUT THE WRITTEN PERMISSION OF ROAM ARCHITECTS. ALL RIGHTS RESERVED.

ISSUE	DATE	REVISIONS
T1	04.09.2025	FOR TENDER
T2	11.09.2025	TENDER ADDENDA

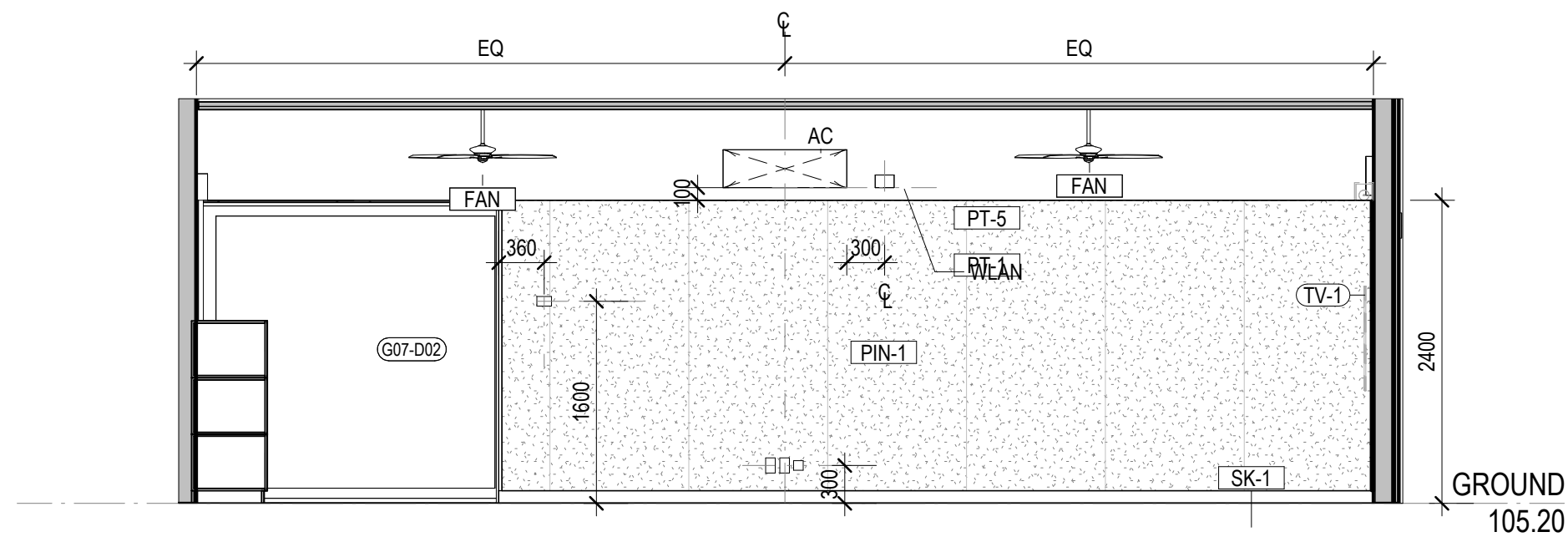
INTERIOR ELEVATION NOTES

- CEILING-MOUNTED LIGHTING HIDDEN FOR CLARITY. REFER RCP AND CONSULTANT DRAWINGS FOR DETAILS AND QUANTITIES.
- WALL-MOUNTED SERVICES SHOWN INDICATIVELY ONLY FOR SET OUT. REFER ELECTRICAL/MECHANICAL SCHEDULES FOR SPECIFICATION, TYPE AND QUANTITY.
- BUILDER TO ALLOW FOR ADDITIONAL PLY OR CFC SHEETING OR SOLID BLOCKING TO WALLS WHERE FIXED JOINERY, TV SCREENS, WHITEBOARDS, HANDRAILS AND OTHER WALL-MOUNTED EQUIPMENT OCCUR.
- COORDINATE WITH ELECTRICAL AND MECHANICAL ENGINEER'S DRAWINGS.



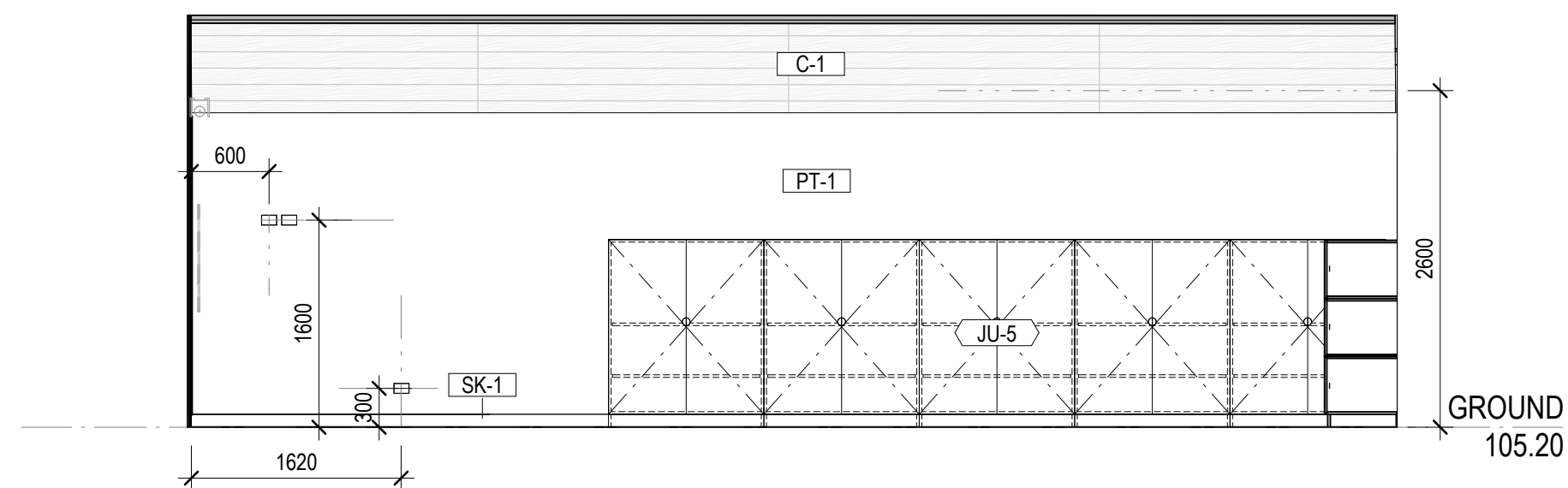
1 GLA 5 EAST

SCALE 1 : 50



2 GLA 5 NORTH

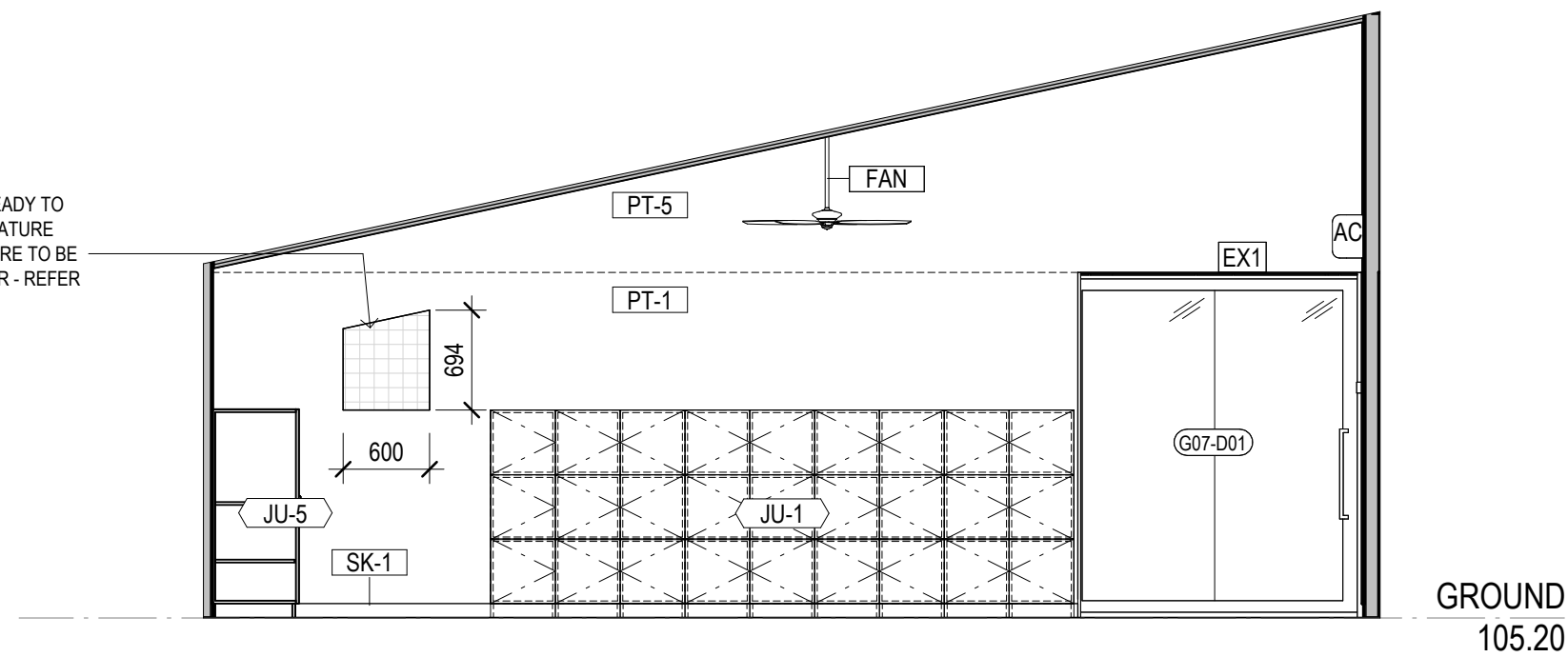
SCALE 1 : 50



3 GLA 5 SOUTH

SCALE 1 : 50

FORM AND FINISH NICHE READY TO RECEIVE CUSTOM BUILT FEATURE (INCLUDING CROSS). FEATURE TO BE INSTALLED BY CONTRACTOR - REFER PROVISIONAL SUMS.



4 GLA 5 WEST

SCALE 1 : 50

GA

- STEEL PAINT NOMINATED TO POSTS
- WALL NICHE DEPTH SHOWN (N1)
- FALL TO ENTRY FLOOR

ROOF PLAN

- SHED GUTTERS UPDATED
- AWNING GEOMETRY UPDATED

CONCRETE SET OUT PLAN

- PAVING SLAB FALLS UPDATED AS PER CIVIL ELEVATIONS/SECTIONS

- INSULATION EXTENT AND NOTES SHOWN
- ENTRY DECK RAMPING, DRAINAGE AND AWNING UPDATE
- NOTES ADDED RE FLASHING/FASCIA FINISHES

RCP

- SHED LIGHTING UPDATED
- BLINDS ADDED TO GLAZED ENTRY DOORS
- FULL HEIGHT WALL ADDED

INTERNAL ELEVATIONS

- MISSING TAGS ADDED GENERALLY
- SUSPENDED LIGHTING HIDDEN FOR CLARITY
- CLOCKS AND SPEAKERS INDICATED
- CODE FOR BLINDS CHANGED TO AVOID DUPLICATION WITH MATERIAL CODE FOR WHITEBOARDS
- FINISH BEHIND WATER FOUNTAIN SHOWN IN ELEVATION
- NOMINATION OF BLACK FACE PLATES TO ATELIER JOINERY POWER/DATA
- CLEANERS TAP ADDED
- FINISH ADDED BEHIND CLEANERS SINK
- GENERAL NOTES ADDED

CONSTRUCTION DETAILS

- INSULATION DETAIL ADDED
- GENERAL DETAIL UPDATED TO REFLECT INSULATION DETAIL
- ROOF FIXING TOPHATS UPDATED TO TIMBER
- LINTELS TO TOP HUNG INTERNAL DOORS UPDATED TO TIMBER
- PLASTERBOARD MARGIN SHOWN IN SECTION

JOINERY/METALWORK

- LAM-01 ADDED TO RETURN ENDS OF SPLASH BACK
- SINK TAG ADDED
- HWU SHOWN CONSISTENT WITH G SERIES
- C.O.S NOTED TO OVERALL DIMENSIONS
- AWNING DETAIL ADDED

AMENITIES

- ACC WC MIXER AND SINK ADDED

CLIENT
EMMAUS PRIMARY
SCHOOL ON BEHALF OF
MELBOURNE
ARCHDIOCESE
CATHOLIC SCHOOLS

PROJECT TITLE
6GLA PRIMARY LEARNING
BUILDING

PROJECT NUMBER
139

PROJECT NORTH

GRAPHIC SCALE

SCALE

1 : 50 AT A1 DO NOT SCALE

STATUS

TENDER

DRAWING

GLA 5

DRAWING NUMBER
139-G-07

ISSUE
T2



ROAM Architects
T: 03 9028 2625
www.roadarchitects.com.au

INTELLECTUAL PROPERTY

ALL COPYRIGHT ROAM ARCHITECTS UNLESS OTHERWISE AGREED IN WRITING
ALL RIGHTS TO USE THIS DOCUMENT ARE SUBJECT TO PAYMENT IN FULL OF
ALL ROAM ARCHITECTS CHARGES. THIS DOCUMENT MAY ONLY BE USED FOR
THE EXPRESS PURPOSES FOR WHICH IT HAS BEEN PREPARED AND NO PART
HEREOF MAY BE REPRODUCED, COPIED, EITHER WHOLLY OR PARTIALLY,
OR IN ANY MANNER, WITHOUT THE WRITTEN PERMISSION OF ROAM ARCHITECTS.
ALL RIGHTS RESERVED AND RESERVED BY ROAM ARCHITECTS FROM AND AGAINST
ALL OTHERS.

ISSUE	DATE	REVISIONS
T1	04.09.2025	FOR TENDER
T2	11.09.2025	TENDER ADDENDA

INTERIOR ELEVATION NOTES

- CEILING-MOUNTED LIGHTING HIDDEN FOR CLARITY. REFER RCP AND CONSULTANT DRAWINGS FOR DETAILS AND QUANTITIES.
- WALL-MOUNTED SERVICES SHOWN INDICATIVELY ONLY FOR SET OUT. REFER ELECTRICAL/MECHANICAL SCHEDULES FOR SPECIFICATION, TYPE AND QUANTITY.
- BUILDER TO ALLOW FOR ADDITIONAL PLY OR CFC SHEETING OR SOLID BLOCKING TO WALLS WHERE FIXED JOINERY, TV SCREENS, WHITEBOARDS, HANDRAILS AND OTHER WALL-MOUNTED EQUIPMENT OCCUR.
- COORDINATE WITH ELECTRICAL AND MECHANICAL ENGINEER'S DRAWINGS.

GA

- STEEL PAINT NOMINATED TO POSTS
- WALL NICHE DEPTH SHOWN (N1)
- FALL TO ENTRY FLOOR

ROOF PLAN

- SHED GUTTERS UPDATED
- AWNING GEOMETRY UPDATED

CONCRETE SET OUT PLAN

- PAVING SLAB FALLS UPDATED AS PER CIVIL ELEVATIONS/SECTIONS

- INSULATION EXTENT AND NOTES SHOWN
- ENTRY DECK RAMPING, DRAINAGE AND AWNING UPDATE
- NOTES ADDED RE FLASHING/FASCIA FINISHES

RCP

- SHED LIGHTING UPDATED
- BLINDS ADDED TO GLAZED ENTRY DOORS
- FULL HEIGHT WALL ADDED

INTERNAL ELEVATIONS

- MISSING TAGS ADDED GENERALLY
- SUSPENDED LIGHTING HIDDEN FOR CLARITY
- CLOCKS AND SPEAKERS INDICATED
- CODE FOR BLINDS CHANGED TO AVOID DUPLICATION WITH MATERIAL CODE FOR WHITEBOARDS
- FINISH BEHIND WATER FOUNTAIN SHOWN IN ELEVATION
- NOMINATION OF BLACK FACE PLATES TO ATELIER JOINERY POWER/DATA
- CLEANERS TAP ADDED
- FINISH ADDED BEHIND CLEANERS SINK
- GENERAL NOTES ADDED

CONSTRUCTION DETAILS

- INSULATION DETAIL ADDED
- GENERAL DETAIL UPDATED TO REFLECT INSULATION DETAIL
- ROOF FIXING TOPHATS UPDATED TO TIMBER
- LINTELS TO TOP HUNG INTERNAL DOORS UPDATED TO TIMBER
- PLASTERBOARD MARGIN SHOWN IN SECTION

JOINERY/METALWORK

- LAM-01 ADDED TO RETURN ENDS OF SPLASH BACK
- SINK TAG ADDED
- HWU SHOWN CONSISTENT WITH G SERIES
- C.O.S NOTED TO OVERALL DIMENSIONS
- AWNING DETAIL ADDED

AMENITIES

- ACC WC MIXER AND SINK ADDED

CLIENT
EMMAUS PRIMARY
SCHOOL ON BEHALF OF
MELBOURNE
ARCHDIOCESE
CATHOLIC SCHOOLS

PROJECT TITLE
6GLA PRIMARY LEARNING
BUILDING

PROJECT NUMBER
139

PROJECT NORTH

GRAPHIC SCALE

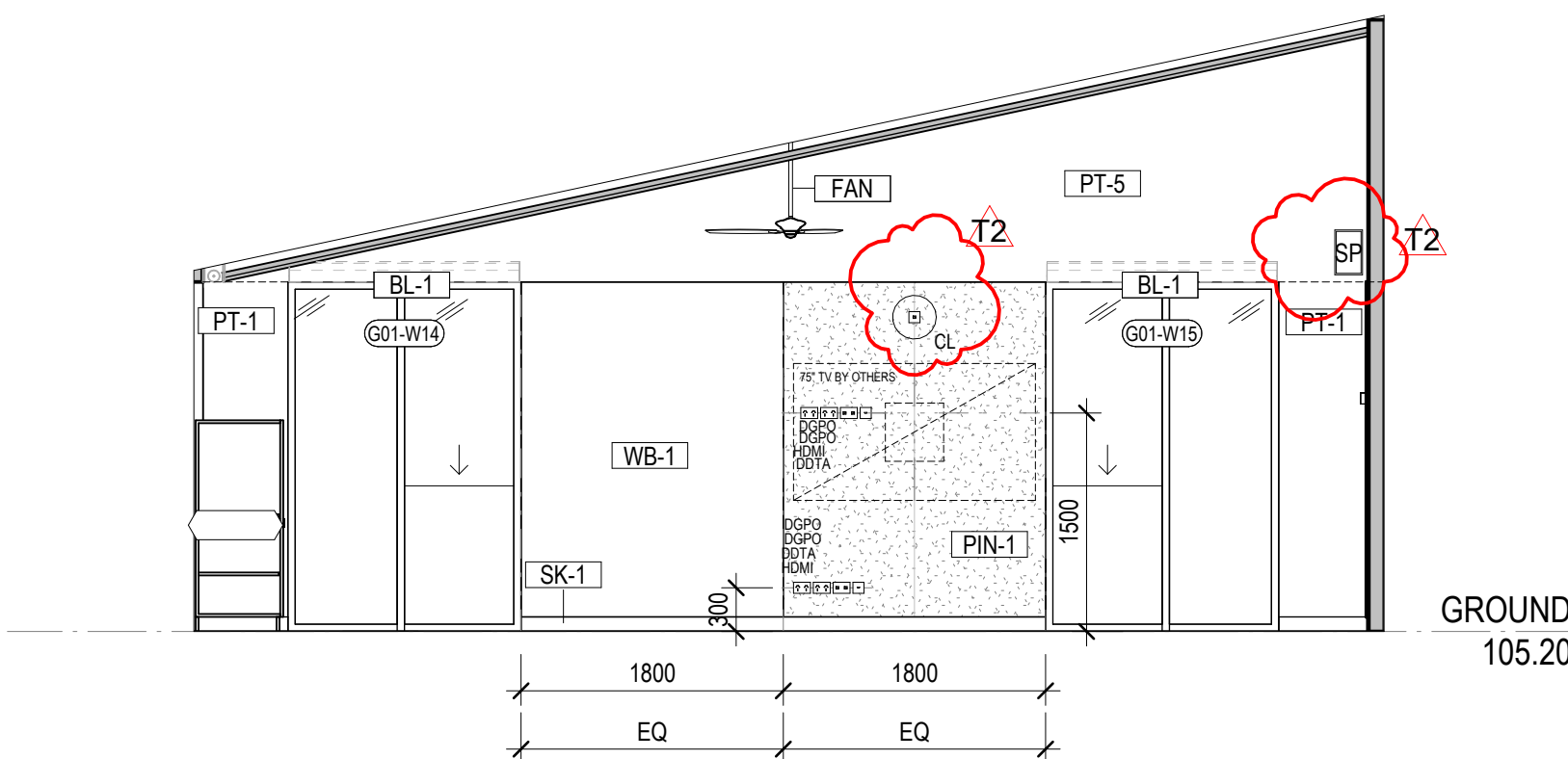
SCALE

1 : 50 AT A1 DO NOT SCALE
STATUS

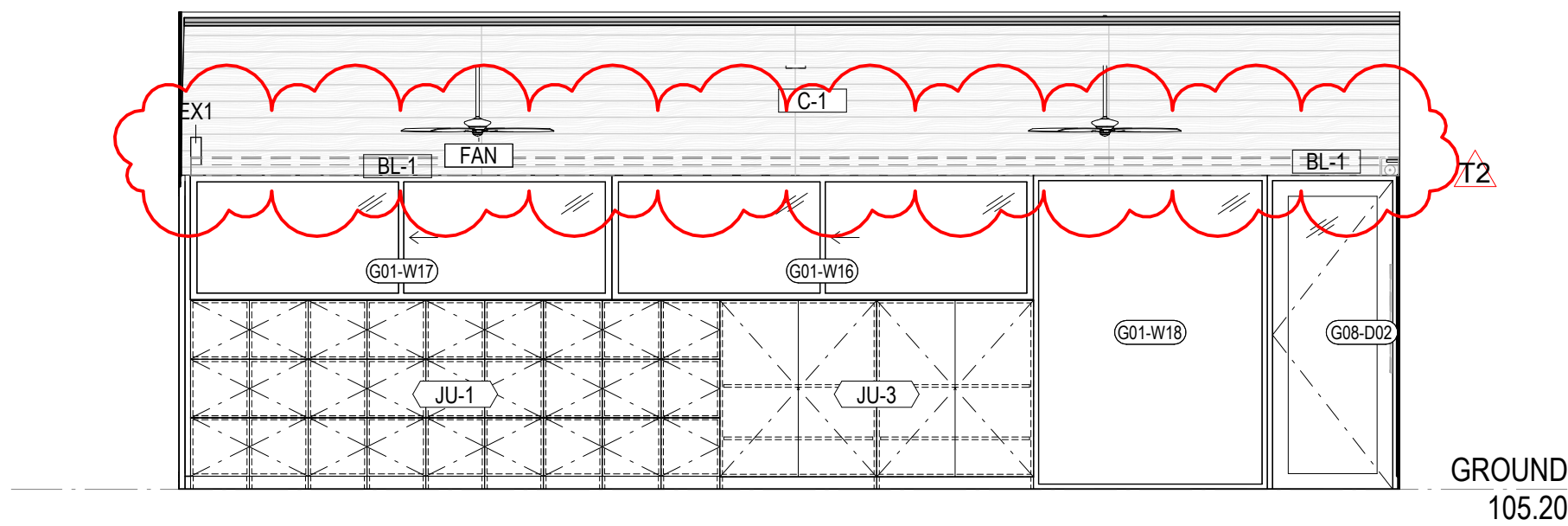
TENDER
DRAWING

GLA 6

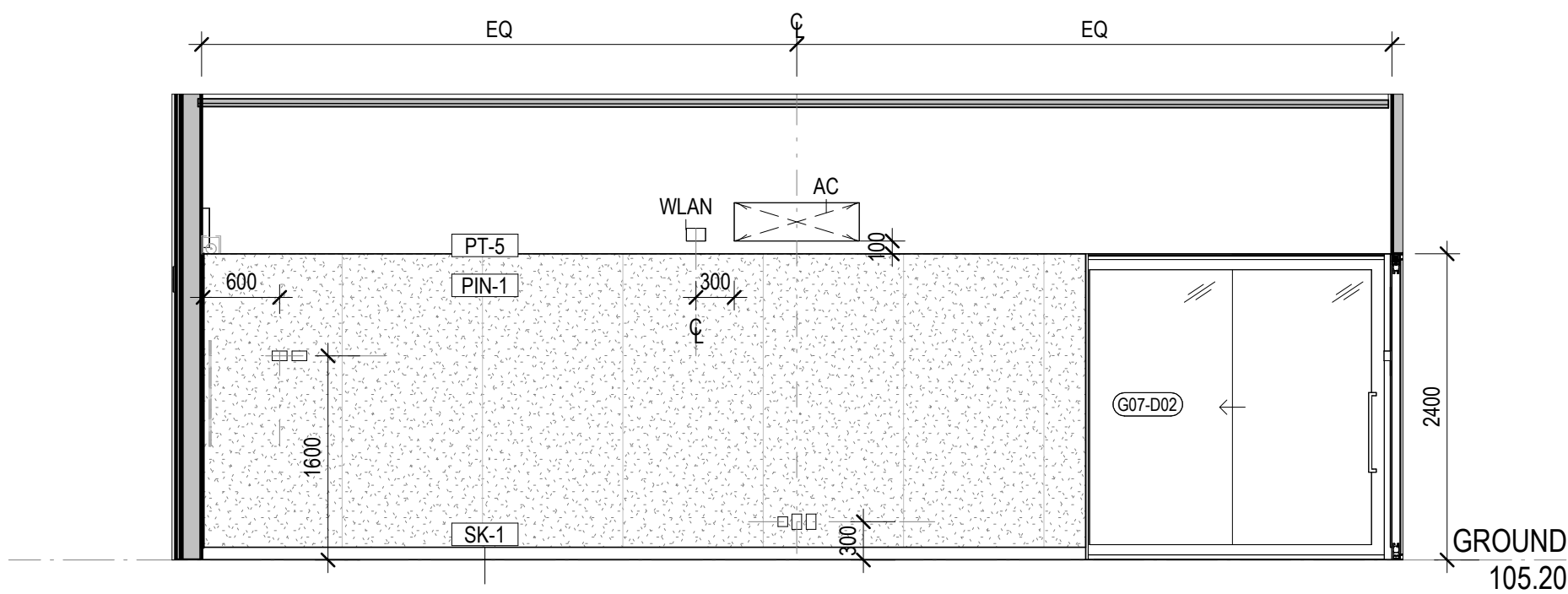
DRAWING NUMBER
139-G-08
ISSUE
T2



1 GLA 6 EAST
SCALE 1 : 50

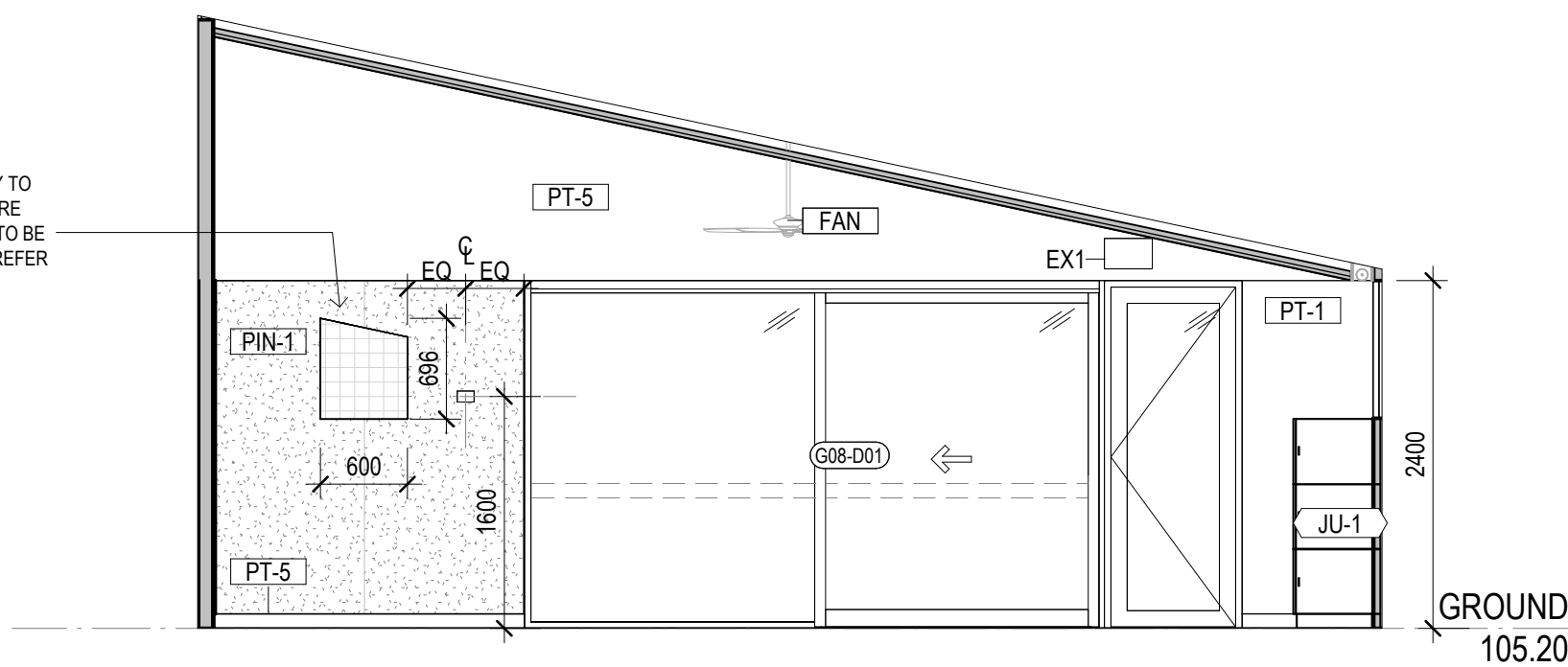


2 GLA 6 NORTH
SCALE 1 : 50



3 GLA 6 SOUTH
SCALE 1 : 50

FORM AND FINISH NICHE READY TO
RECEIVE CUSTOM BUILT FEATURE
(INCLUDING CROSS). FEATURE TO BE
INSTALLED BY CONTRACTOR - REFER
PROVISIONAL SUMS.



4 GLA 6 WEST
SCALE 1 : 50



ROAM Architects
T: 03 9028 2625
www.roamarchitects.com.au

INTELLECTUAL PROPERTY

© COPYRIGHT ROAM ARCHITECTS. UNLESS OTHERWISE AGREED IN WRITING, ALL ROAM ARCHITECTS' CHARGES, THIS DOCUMENT MAY ONLY BE USED FOR THE EXPRESS PURPOSES FOR WHICH IT HAS BEEN CREATED AND ALL RIGHTS ARE RESERVED. NO PART OF THIS DOCUMENT MAY BE REPRODUCED, COPIED, OR CIRCULATED IN ANY MANNER WITHOUT THE WRITTEN PERMISSION OF ROAM ARCHITECTS. ALL RIGHTS RESERVED.

ISSUE	DATE	REVISIONS
T1	04.09.2025	FOR TENDER
T2	11.09.2025	TENDER ADDENDA

INTERIOR ELEVATION NOTES

- CEILING-MOUNTED LIGHTING HIDDEN FOR CLARITY. REFER RCP AND CONSULTANT DRAWINGS FOR DETAILS AND QUANTITIES.
- WALL-MOUNTED SERVICES SHOWN INDICATIVELY ONLY FOR SET OUT. REFER ELECTRICAL/MECHANICAL SCHEDULES FOR SPECIFICATION, TYPE AND QUANTITY.
- BUILDER TO ALLOW FOR ADDITIONAL PLY OR CFC SHEETING OR SOLID BLOCKING TO WALLS WHERE FIXED JOINERY, TV SCREENS, WHITEBOARDS, HANDRAILS AND OTHER WALL-MOUNTED EQUIPMENT OCCUR.
- COORDINATE WITH ELECTRICAL AND MECHANICAL ENGINEER'S DRAWINGS.

GA

- STEEL PAINT NOMINATED TO POSTS
- WALL NICHE DEPTH SHOWN (N1)
- FALL TO ENTRY FLOOR

ROOF PLAN

- SHED GUTTERS UPDATED
- AWNING GEOMETRY UPDATED

CONCRETE SET OUT PLAN

- PAVING SLAB FALLS UPDATED AS PER CIVIL ELEVATIONS/SECTIONS

- INSULATION EXTENT AND NOTES SHOWN
- ENTRY DECK RAMPING, DRAINAGE AND AWNING UPDATE
- NOTES ADDED RE FLASHING/FASCIA FINISHES

RCP

- SHED LIGHTING UPDATED
- BLINDS ADDED TO GLAZED ENTRY DOORS
- FULL HEIGHT WALL ADDED

INTERNAL ELEVATIONS

- MISSING TAGS ADDED GENERALLY
- SUSPENDED LIGHTING HIDDEN FOR CLARITY
- CLOCKS AND SPEAKERS INDICATED
- CODE FOR BLINDS CHANGED TO AVOID DUPLICATION WITH MATERIAL CODE FOR WHITEBOARDS
- FINISH BEHIND WATER FOUNTAIN SHOWN IN ELEVATION
- NOMINATION OF BLACK FACE PLATES TO ATELIER JOINERY POWER/DATA
- CLEANERS TAP ADDED
- FINISH ADDED BEHIND CLEANERS SINK
- GENERAL NOTES ADDED

CONSTRUCTION DETAILS

- INSULATION DETAIL ADDED
- GENERAL DETAIL UPDATED TO REFLECT INSULATION DETAIL
- ROOF FIXING TOPHATS UPDATED TO TIMBER
- LINTELS TO TOP HUNG INTERNAL DOORS UPDATED TO TIMBER
- PLASTERBOARD MARGIN SHOWN IN SECTION

JOINERY/METALWORK

- LAM-01 ADDED TO RETURN ENDS OF SPLASH BACK
- SINK TAG ADDED
- HWU SHOWN CONSISTENT WITH G SERIES
- C.O.S NOTED TO OVERALL DIMENSIONS
- AWNING DETAIL ADDED

AMENITIES

- ACC WC MIXER AND SINK ADDED

CLIENT
EMMAUS PRIMARY
SCHOOL ON BEHALF OF
MELBOURNE
ARCHDIOCESE
CATHOLIC SCHOOLS

PROJECT TITLE
6GLA PRIMARY LEARNING
BUILDING

PROJECT NUMBER
139

PROJECT NORTH

GRAPHIC SCALE

SCALE

1:50 AT A1 DO NOT SCALE

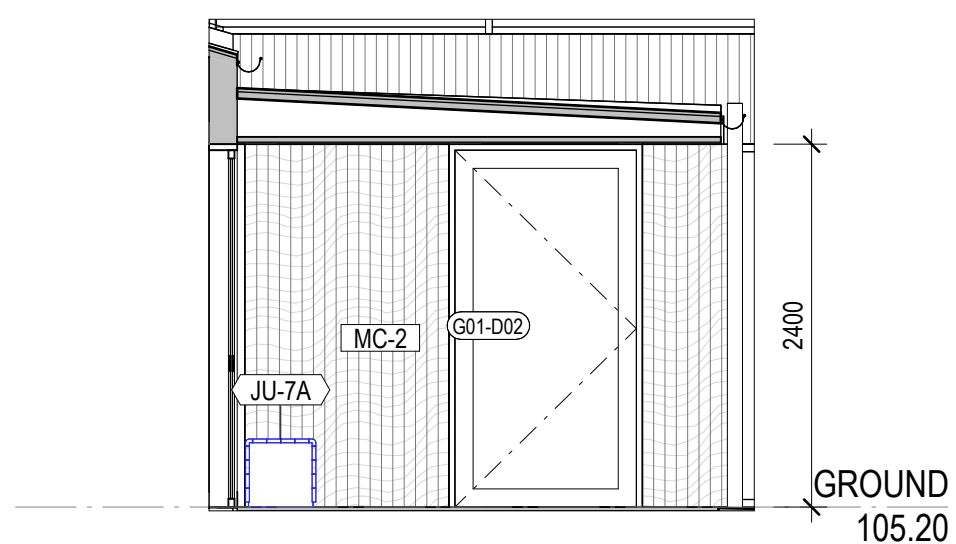
STATUS

TENDER
DRAWING

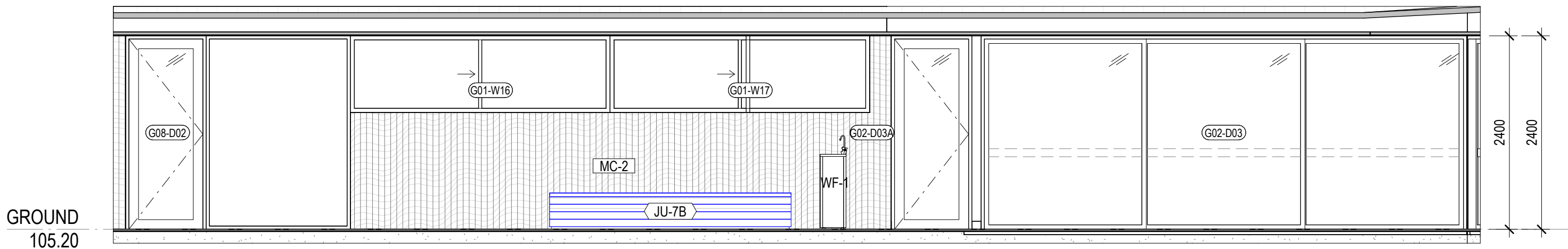
VERANDA, SHED,
CLEANERS

DRAWING NUMBER
139-G-09

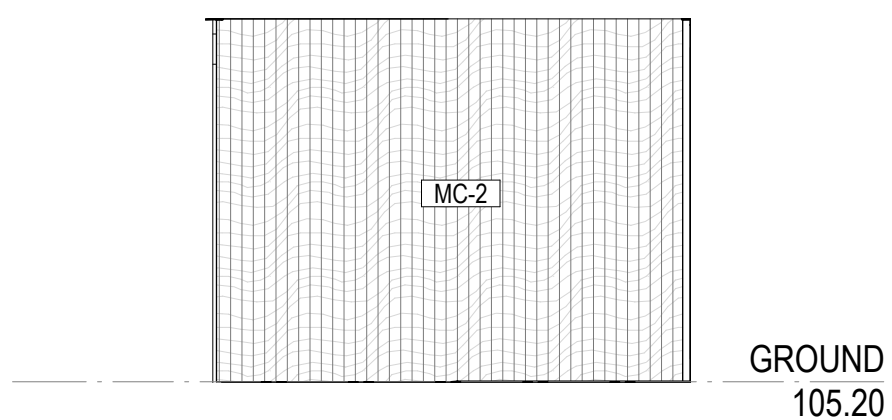
ISSUE
T2



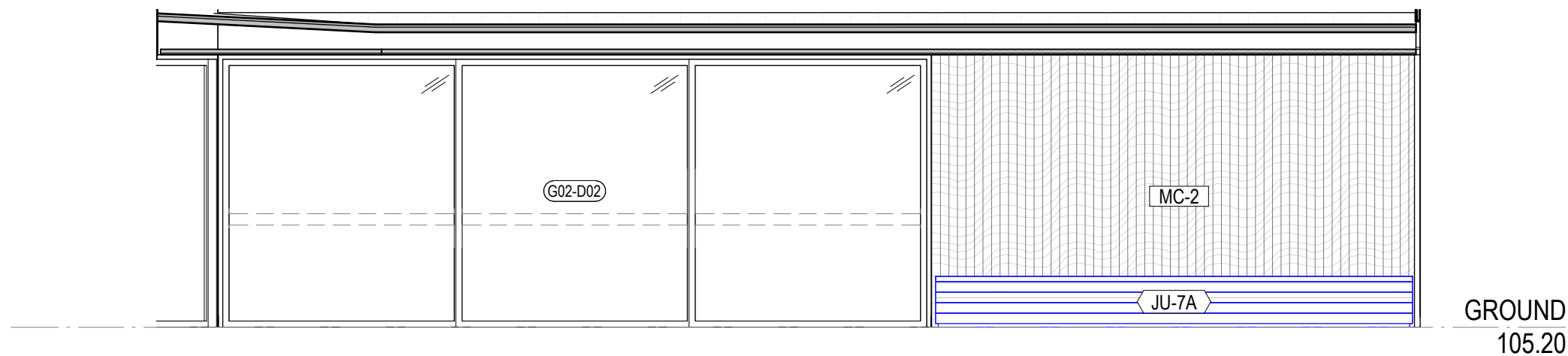
1 VERANDA NORTH
139-G-09 1:50



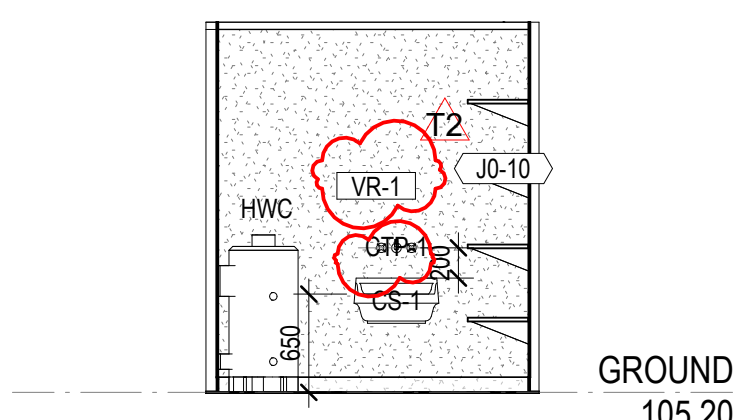
2 VERANDA SOUTH
139-G-09 1:50




3 MAIN ENTRANCE SOUTH
139-G-09 1:50



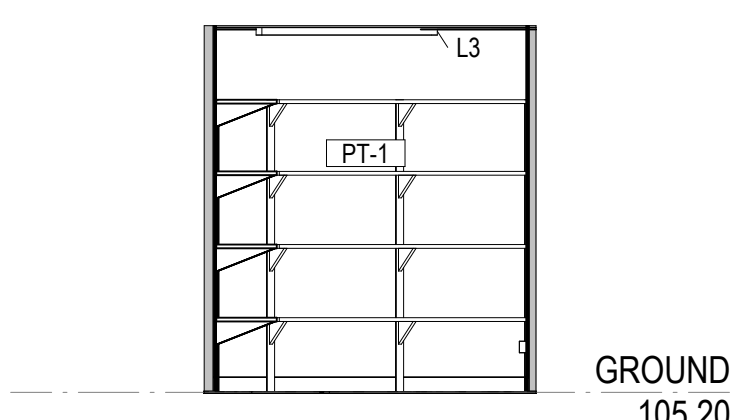
4 VERANDA WEST
139-G-09 1:50



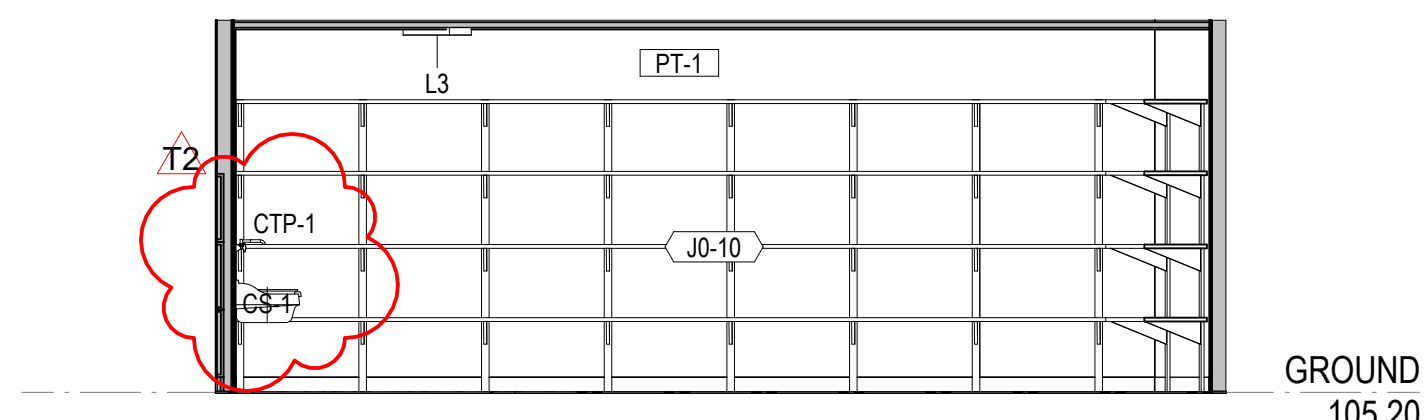
5 CLEANERS ELEVATION 03
139-G-09 1:50



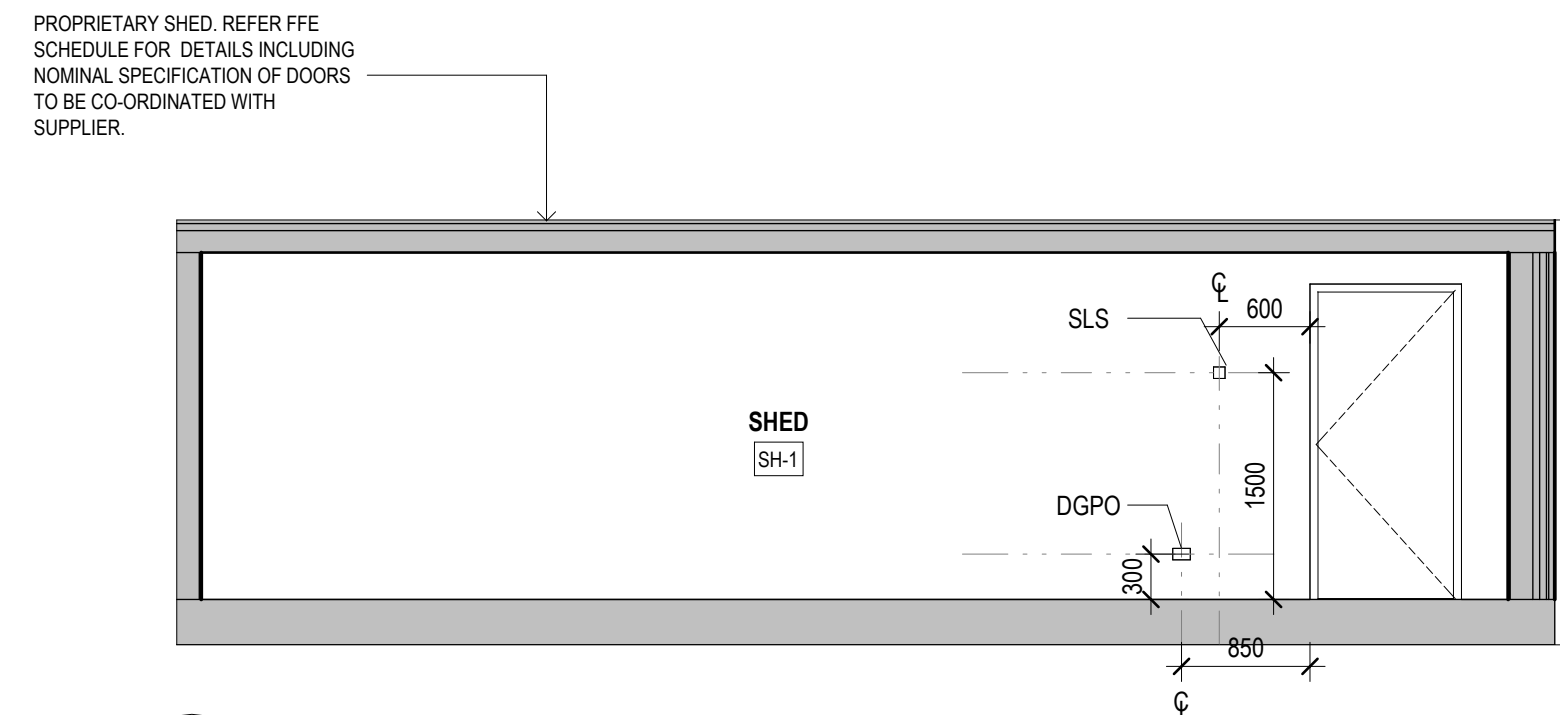
6 CLEANERS ELEVATION 04
139-G-09 1:50



7 CLEANERS ELEVATION 01
139-G-09 1:50




8 CLEANERS ELEVATION 02
139-G-09 1:50



9 ELEVATION - SHED - INTERIOR 01
139-G-09 1:50

PROPRIETARY SHED. REFER FFE
SCHEDULE FOR DETAILS INCLUDING
NOMINAL SPECIFICATION OF DOORS
TO BE CO-ORDINATED WITH
SUPPLIER.



10 ELEVATION - SHED EXTERIOR 01
139-G-09 1:50



ROAM Architects
T: 03 9028 2625
roamarchitects.com.au

- ALLOW FOR ALL VISIBLE FLASHING AND METAL TRIMS TO BE PREFINISHED COLORBOND DUNE.
- ALLOW FOR ALL FIBRE CEMENT AND TIMBER FASCIAS TO BE PAINTED FINISH EPT-1/EPT-2

© COPYRIGHT ROAM ARCHITECTS. UNLESS OTHERWISE AGREED IN WRITING, ALL RIGHTS TO USE THIS DOCUMENT ARE SUBJECT TO PAYMENT IN FULL OF ALL ROAM ARCHITECTS CHARGES. THIS DOCUMENT MAY ONLY BE USED FOR THE EXPRESS PURPOSE FOR WHICH IT HAS BEEN CREATED AND DELIVERED. AS NOTIFIED IN WRITING BY ROAM ARCHITECTS, THIS DOCUMENT MAY NOT BE REPRODUCED, COPIED, OR UNAUTHORIZED USE OF THIS DOCUMENT IS AT THE USER'S SOLE RISK AND WITHIN LIMITING ROAM ARCHITECTS' RIGHTS, THE USER RELEASES AND INDEMNIFIES ROAM ARCHITECTS FROM AND AGAINST ALL LOSS ARISING.

- STEEL PAINT NOMINATED TO POSTS
- WALL NICHE DEPTH SHOWN (N1)
- FALL TO ENTRY FLOOR

ROOF PLAN

- SHED GUTTERS UPDATED
- AWNING GEOMETRY UPDATED

CONCRETE SET OUT PLAN

- PAVING SLAB FALLS UPDATED AS PER CIVIL

ELEVATIONS/SECTIONS

- INSULATION EXTENT AND NOTES SHOWN
- ENTRY DECK RAMPING, DRAINAGE AND AWNING UPDATE
- NOTES ADDED RE FLASHING/FASCIA FINISHES

- SHED LIGHTING UPDATED
- BLINDS ADDED TO GLAZED ENTRY DOORS
- FULL HEIGHT WALL ADDED

- MISSING TAGS ADDED GENERALLY
- SUSPENDED LIGHTING HIDDEN FOR CLARITY
- CLOCKS AND SPEAKERS INDICATED
- CODE FOR BLINDS CHANGED TO AVOID DUPLICATION WITH MATERIAL CODE FOR WHITEBOARDS
- FINISH BEHIND WATER FOUNTAIN SHOWN IN ELEVATION
- NOMINATION OF BLACK FACE PLATES TO ATELIER JOINERY POWER/DATA
- CLEANERS TAP ADDED
- FINISH ADDED BEHIND CLEANERS SINK
- GENERAL NOTES ADDED

- INSULATION DETAIL ADDED
- GENERAL DETAIL UPDATED TO REFLECT INSULATION DETAIL.
- ROOF FIXING TOPHATS UPDATED TO TIMBER
- LINTELS TO TOP HUNG INTERNAL DOORS UPDATED TO TIMBER
- PLASTERBOARD MARGIN SHOWN IN SECTION

JOINERY/METALWORK

- LAM-01 ADDED TO RETURN ENDS OF SPLASH BACK
- SINK TAG ADDED
- HWU SHOWN CONSISTENT WITH G SERIES
- C.O.S NOTED TO OVERALL DIMENSIONS
- AWNING DETAIL ADDED

- ACC WC MIXER AND SINK ADDED

CLIENT
EMMAUS PRIMARY
SCHOOL ON BEHALF OF
MELBOURNE
ARCHDIOCESE
CATHOLIC SCHOOLS

PROJECT TITLE
6GLA PRIMARY LEARNING
BUILDING

PROJECT NUMBER
139

PROJECT NORTH

GRAPHIC SCALE

SCALE

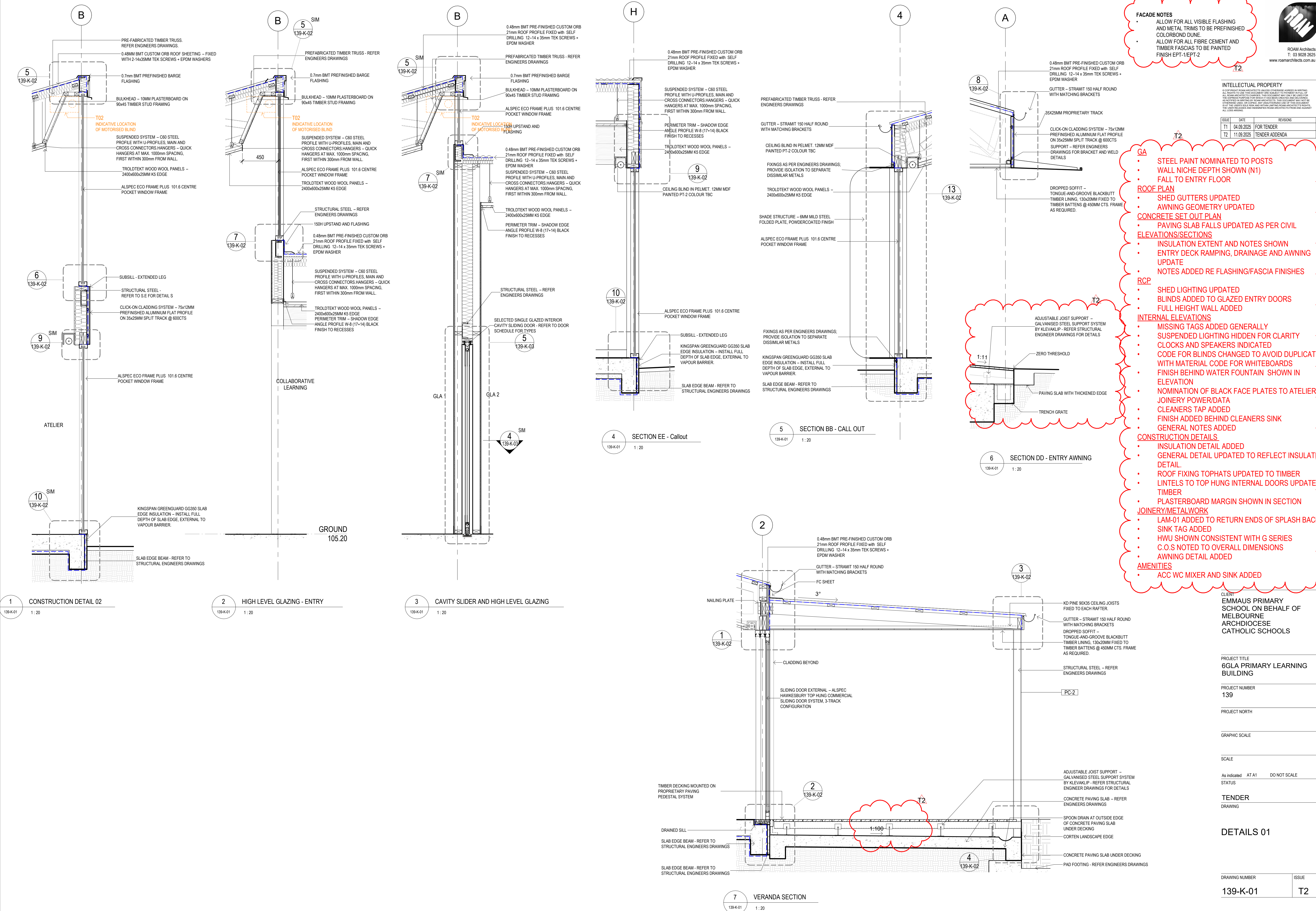
As indicated AT A1 DO NOT SCALE

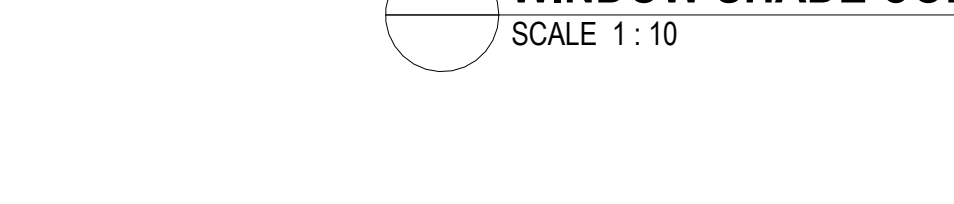
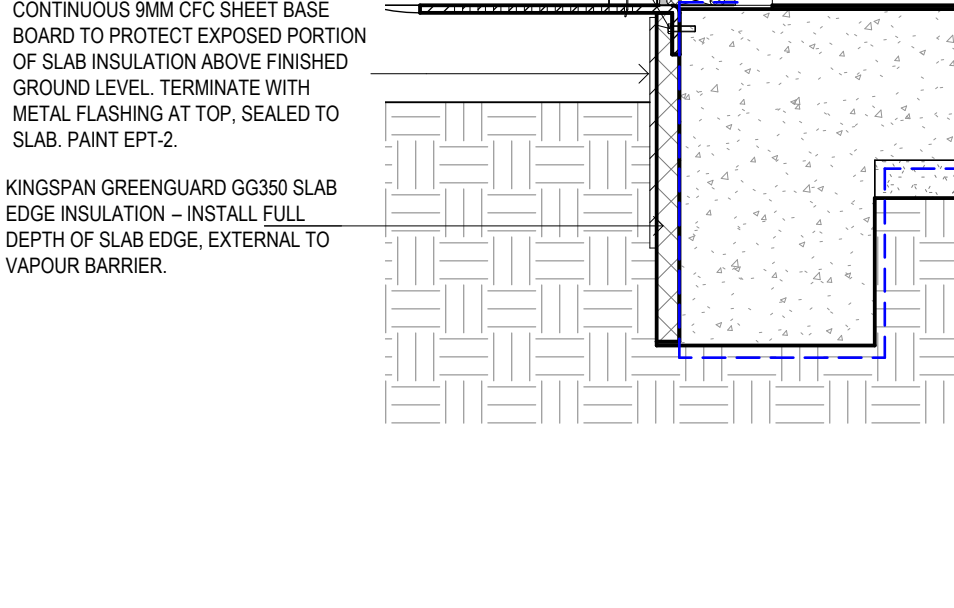
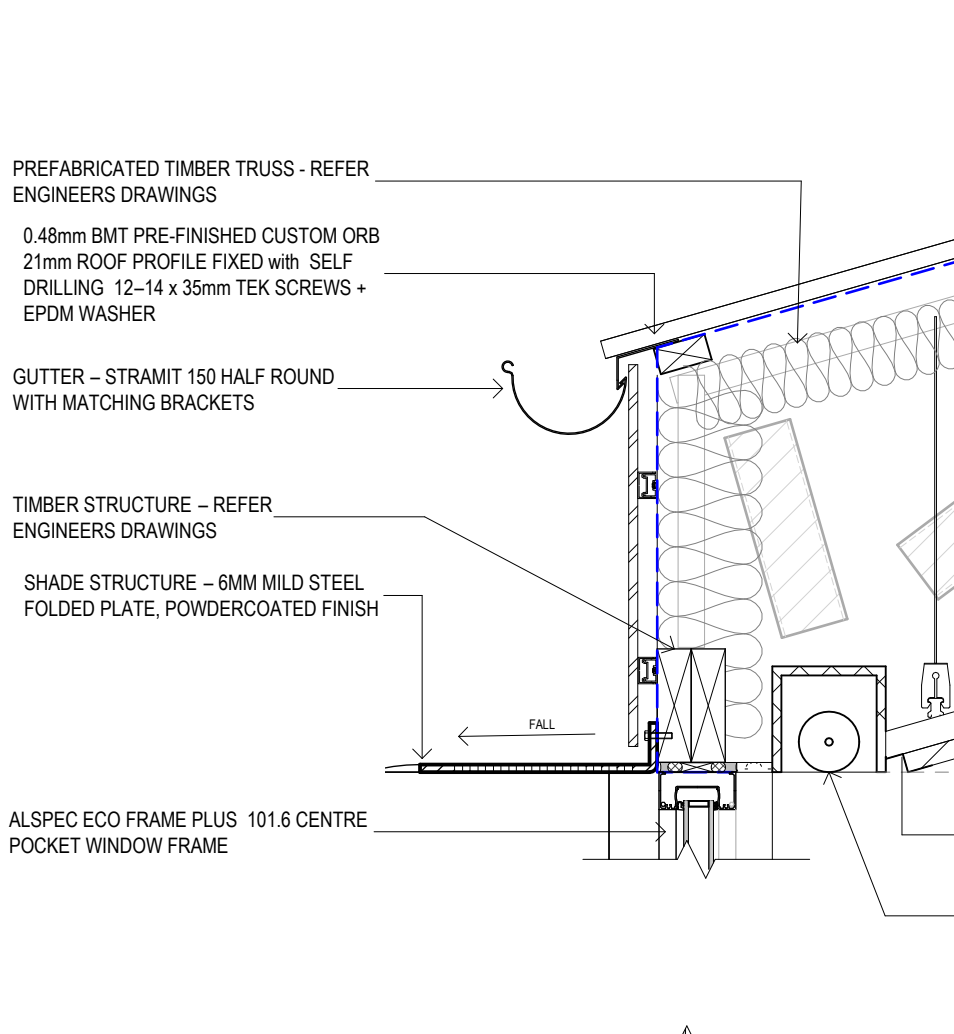
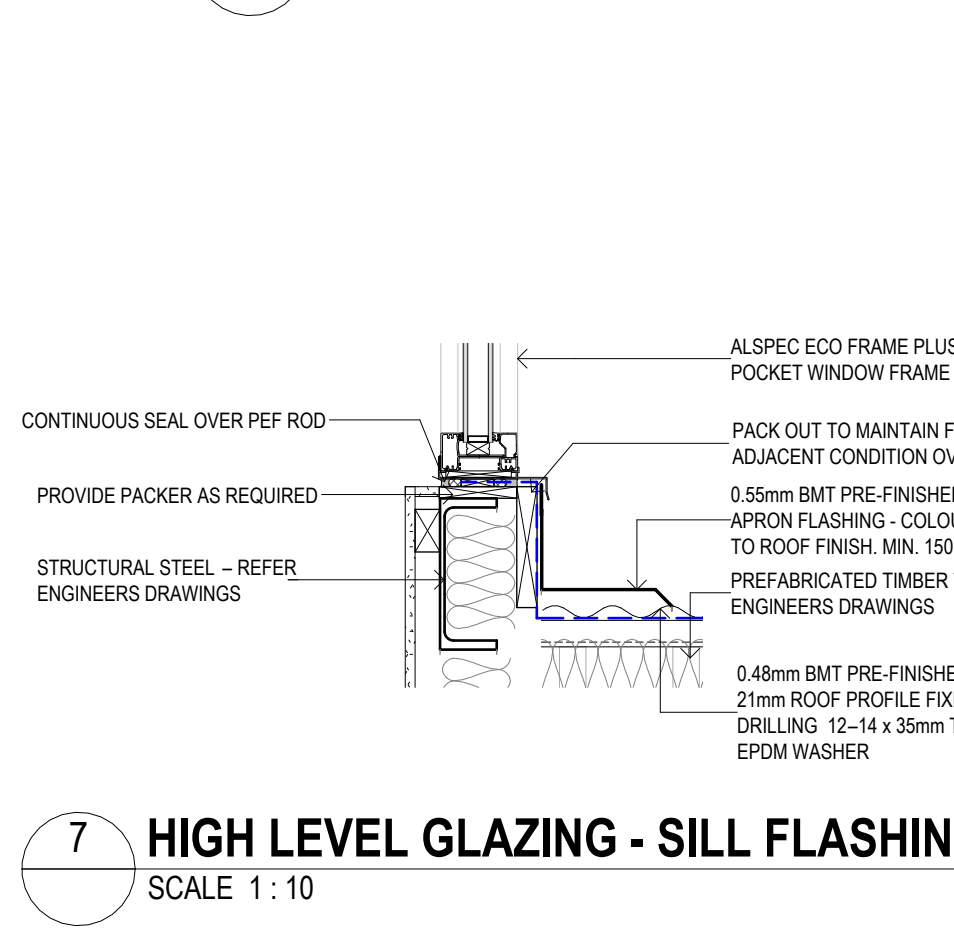
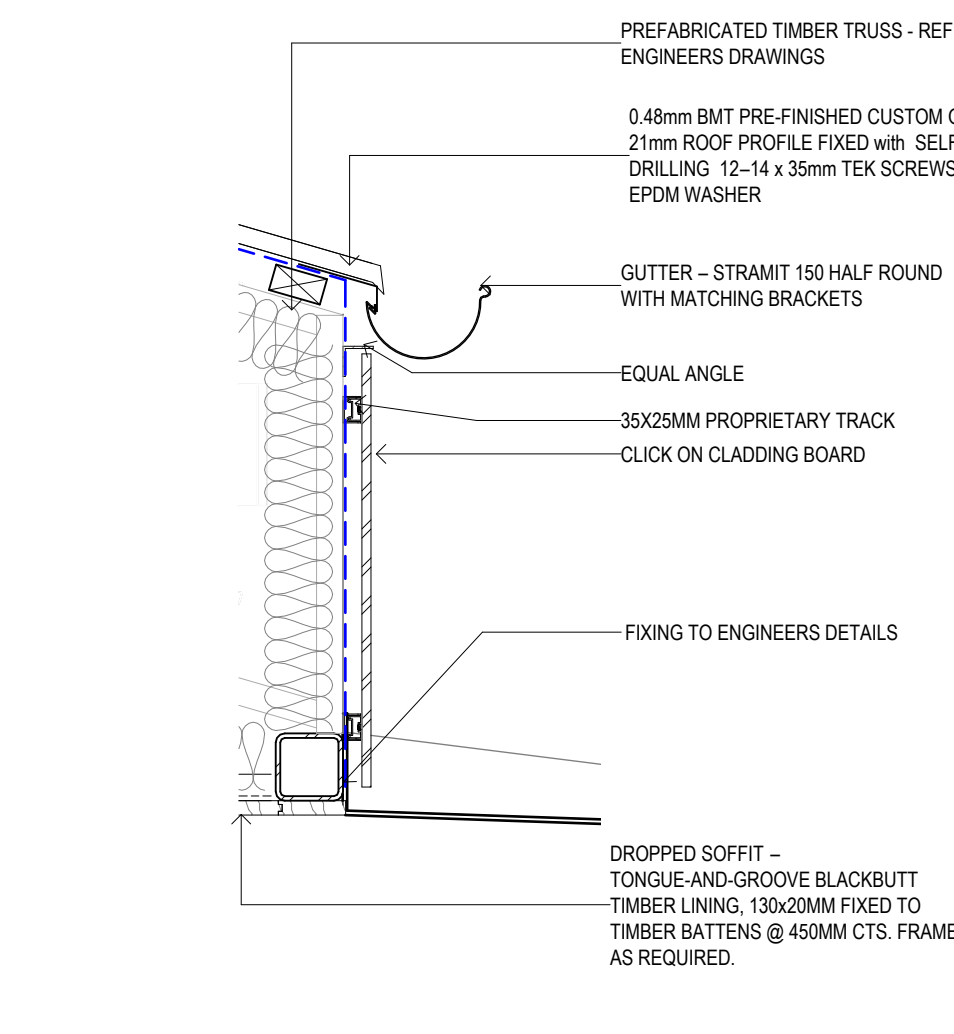
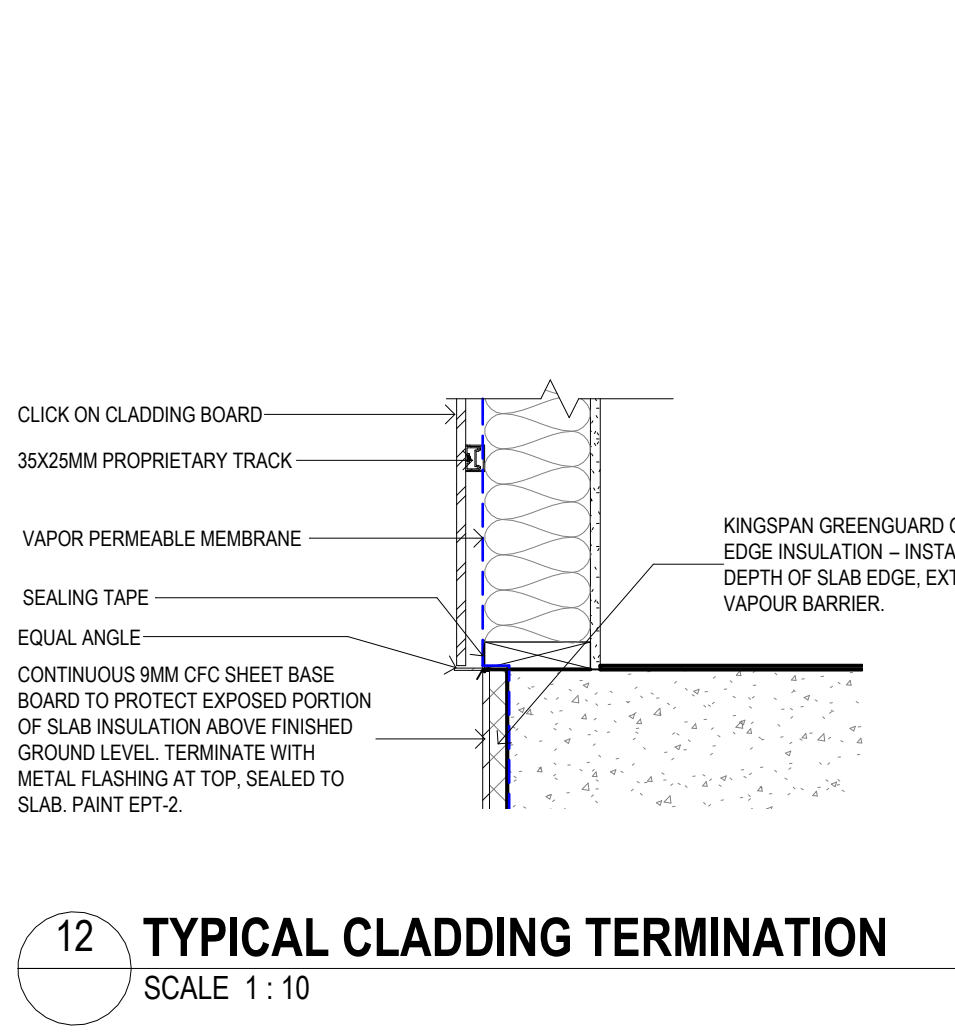
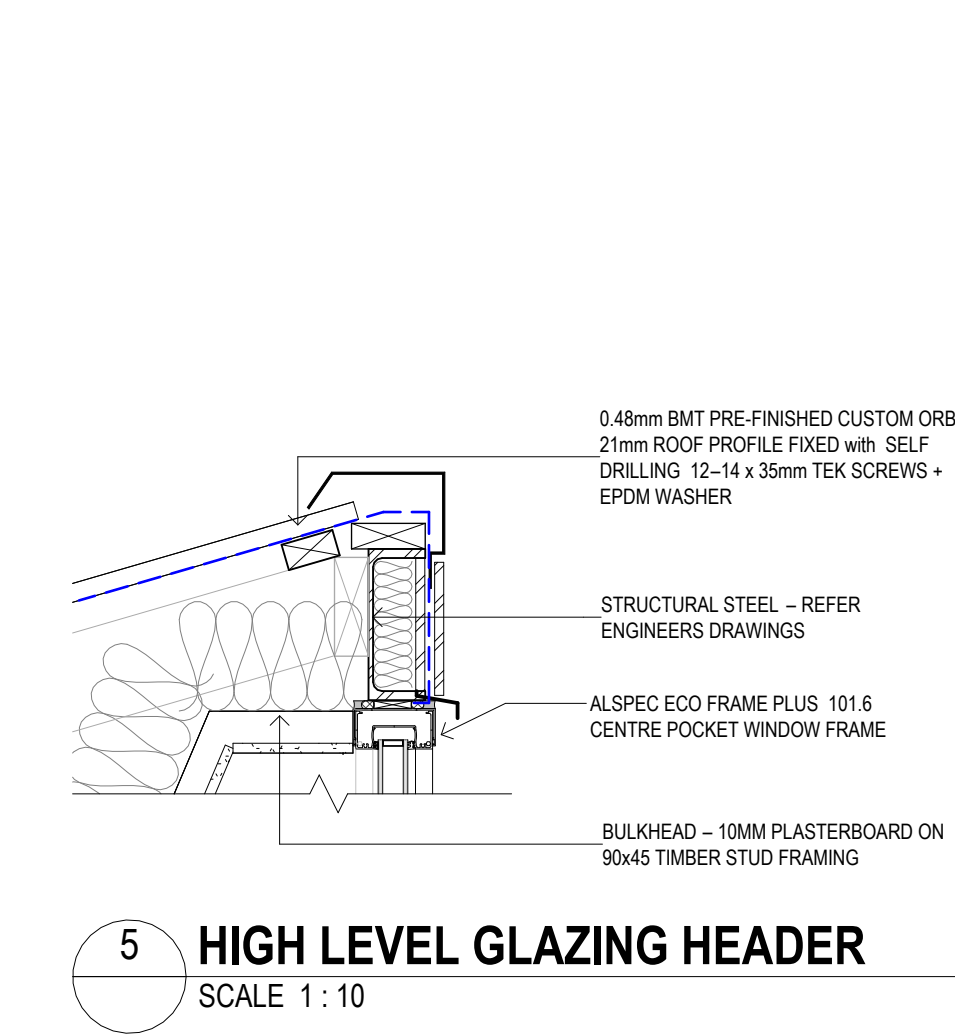

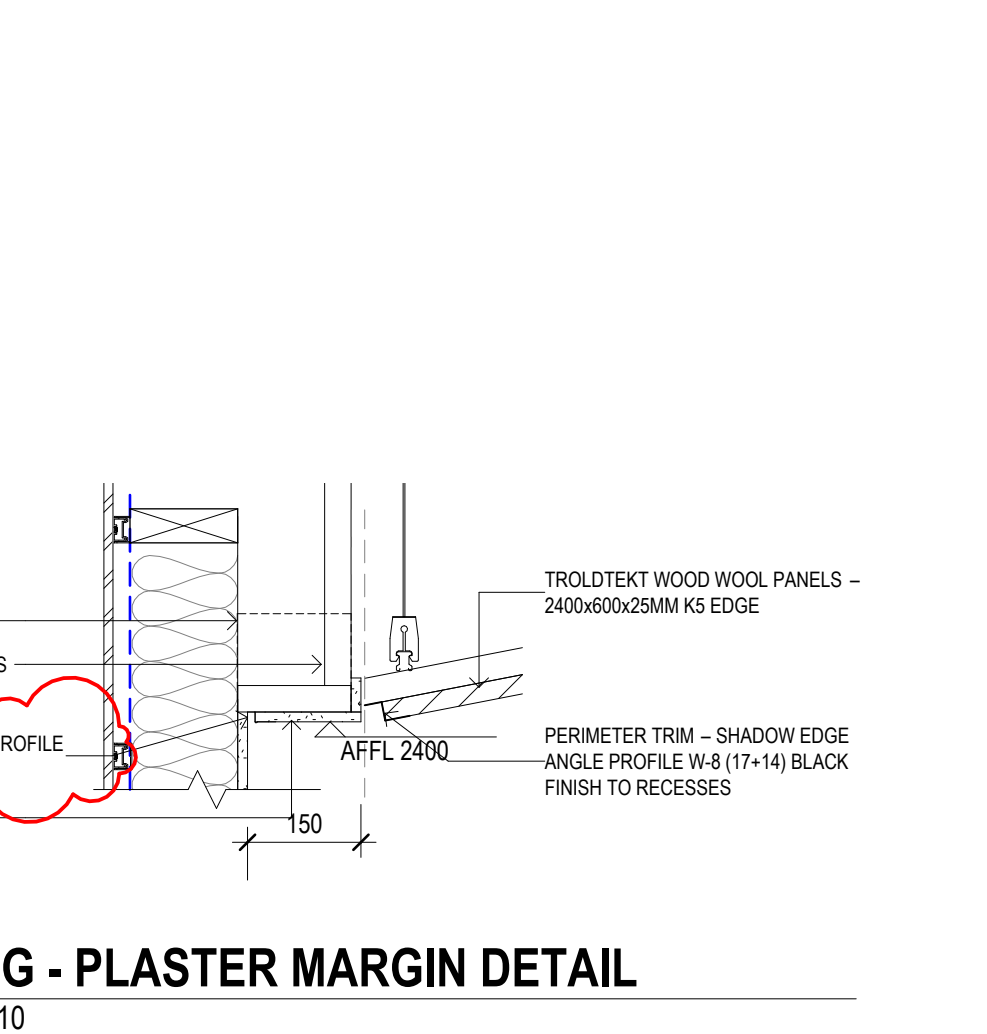
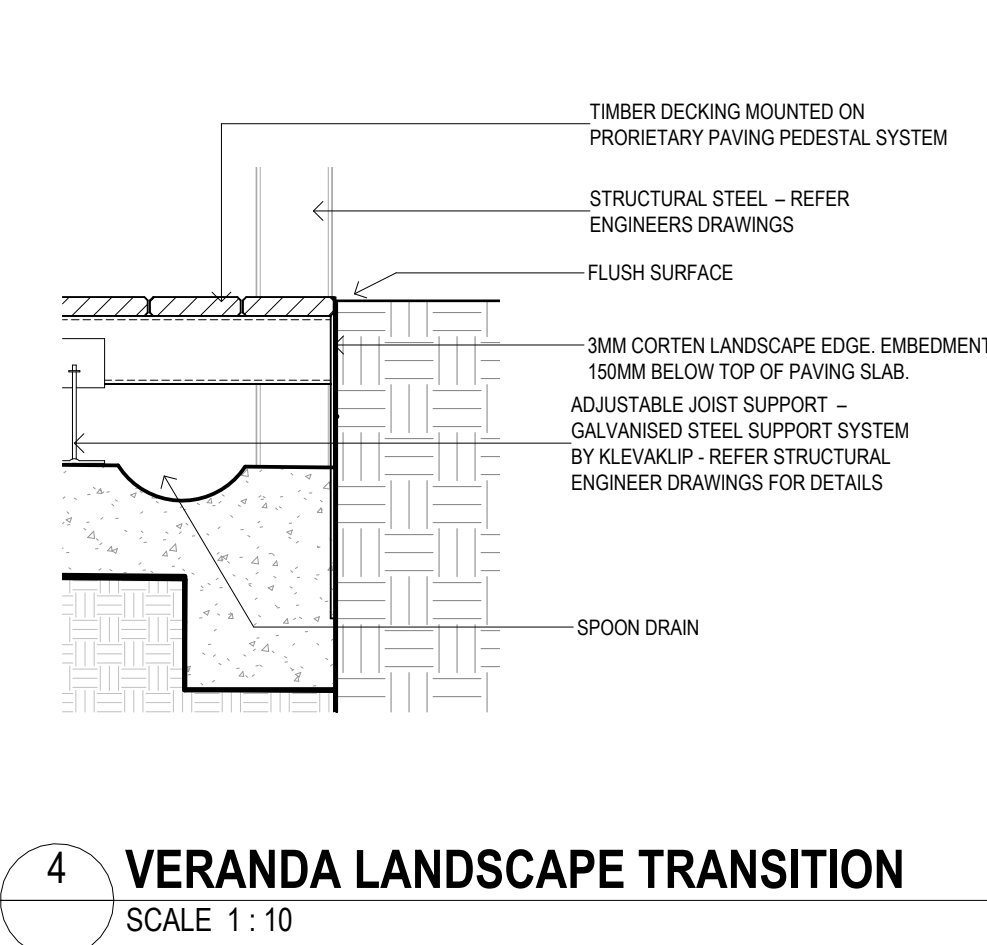
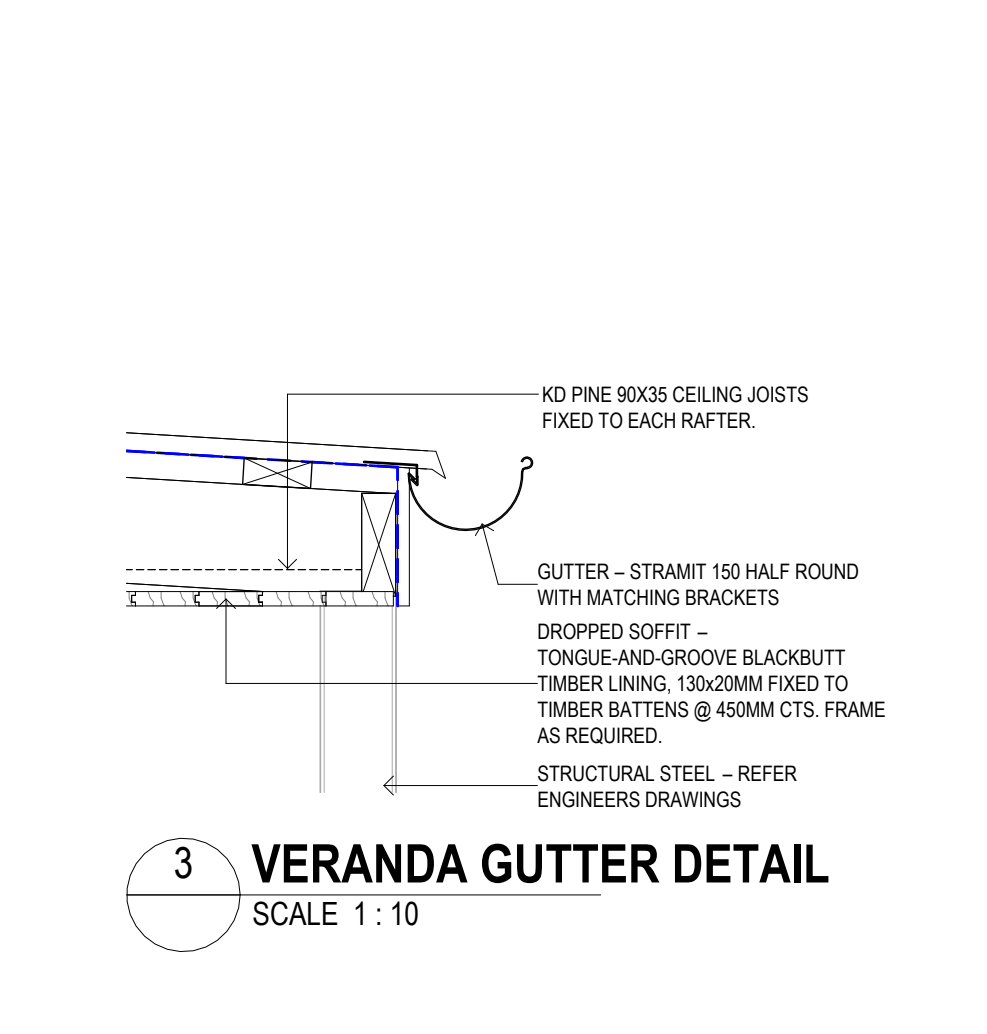

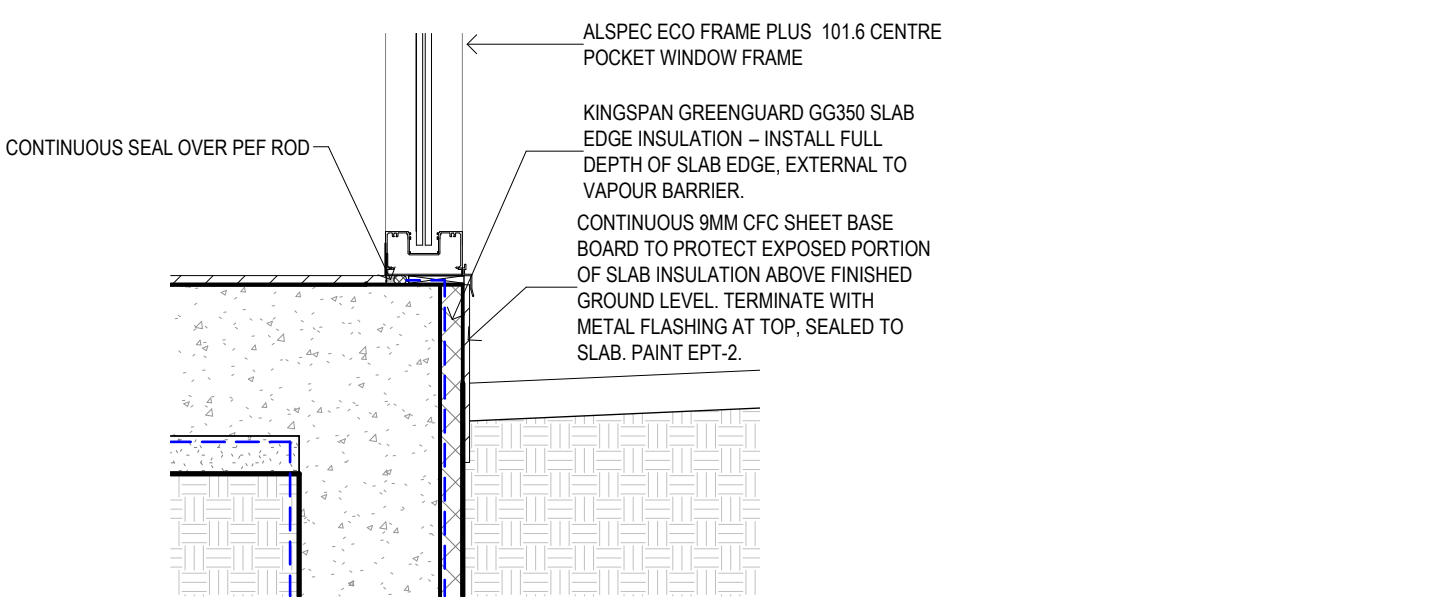
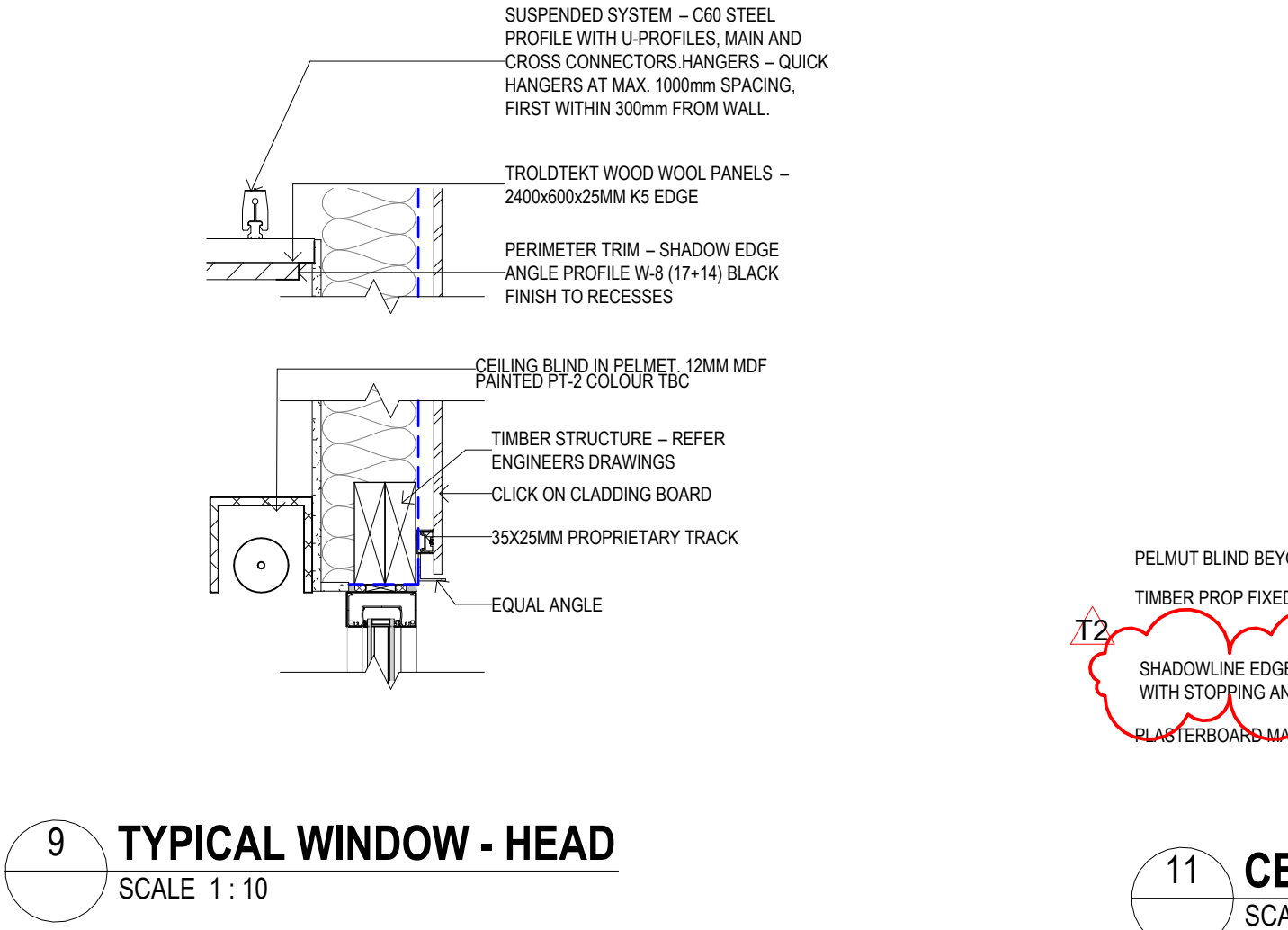
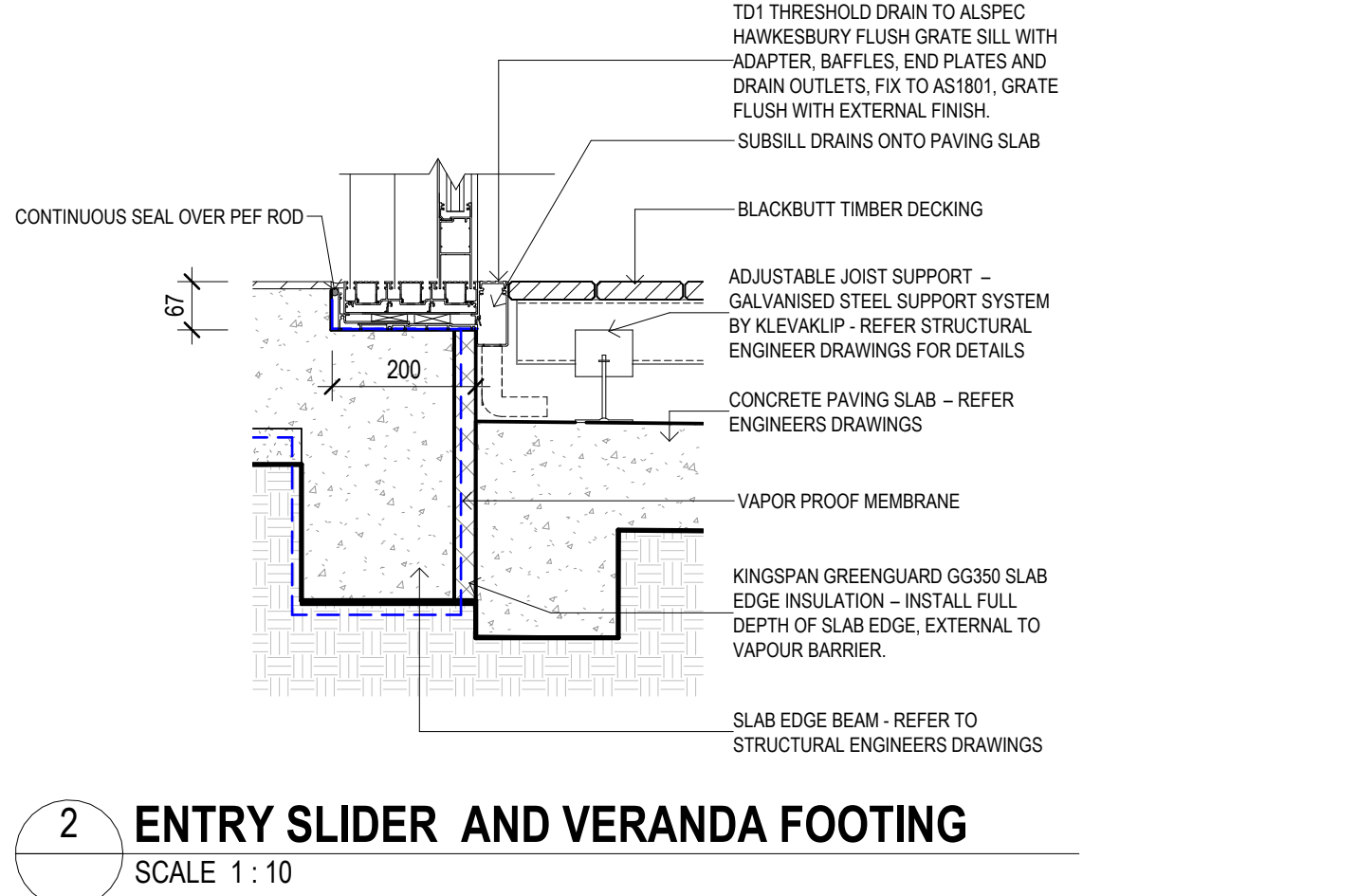
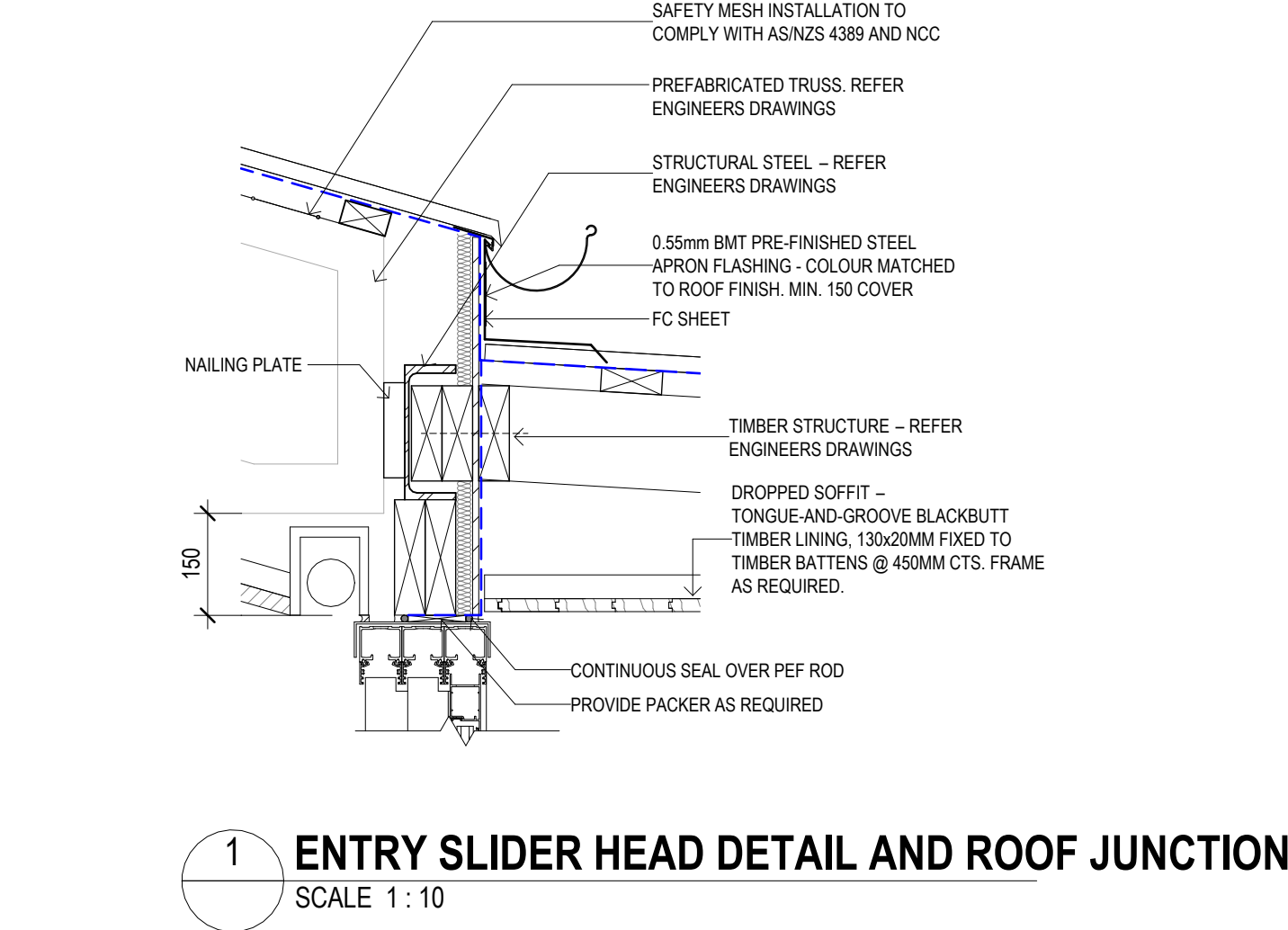
STATUS

TENDER
DRAWING

DETAILS 01

DRAWING NUMBER	ISSUE
139-K-01	T2





ROAM

ROAM Architects
T: 03 9028 2625
www.roamarchitects.com.au

FAÇADE NOTES

- ALLOW FOR ALL VISIBLE FLASHING AND METAL TRIMS TO BE PREFINISHED COLORBOND DUNE.
- ALLOW FOR ALL FIBRE CEMENT AND TIMBER FASCIA'S TO BE PAINTED FINISH EPT-1/EPT-2

INTELLECTUAL PROPERTY

A COPYRIGHT ROAM ARCHITECTS UNLESS OTHERWISE AGREED IN WRITING. ALL RIGHTS TO OR THIS DOCUMENT ARE RESERVED TO ROAM ARCHITECTS. NO PART OF THIS DOCUMENT MAY BE REPRODUCED OR TRANSMITTED IN ANY FORM OR BY ANY MEANS, ELECTRONIC OR MECHANICAL, INCLUDING PHOTOCOPYING, RECORDING, OR BY ANY INFORMATION STORAGE AND RETRIEVAL SYSTEM, WITHOUT THE WRITTEN PERMISSION OF ROAM ARCHITECTS. THIS DOCUMENT IS THE PROPERTY OF ROAM ARCHITECTS AND IS TO BE USED ONLY FOR THE PROJECT AND SITE SPECIFIC FOR WHICH IT WAS PREPARED. IT IS NOT TO BE USED FOR ANY OTHER PROJECT OR FOR ANY OTHER PURPOSE WITHOUT THE WRITTEN PERMISSION OF ROAM ARCHITECTS.

ISSUE	DATE	REVISIONS
T1	04.09.2025	FOR TENDER
T2	11.09.2025	TENDER ADDENDA

GA

- STEEL PAINT NOMINATED TO POSTS
- WALL NICHE DEPTH SHOWN (N1)
- FALL TO ENTRY FLOOR

ROOF PLAN

- SHED GUTTERS UPDATED
- AWNING GEOMETRY UPDATED

CONCRETE SET OUT PLAN

- PAVING SLAB FALLS UPDATED AS PER CIVIL ELEVATIONS/SECTIONS
- INSULATION EXTENT AND NOTES SHOWN
- ENTRY DECK RAMPING, DRAINAGE AND AWNING UPDATE
- NOTES ADDED RE FLASHING/FASCIA FINISHES

RCP

- SHED LIGHTING UPDATED
- BLINDS ADDED TO GLAZED ENTRY DOORS
- FULL HEIGHT WALL ADDED

INTERNAL ELEVATIONS

- MISSING TAGS ADDED GENERALLY
- SUSPENDED LIGHTING HIDDEN FOR CLARITY
- CLOCKS AND SPEAKERS INDICATED
- CODE FOR BLINDS CHANGED TO AVOID DUPLICATION WITH MATERIAL CODE FOR WHITEBOARDS
- FINISH BEHIND WATER FOUNTAIN SHOWN IN ELEVATION
- NOMINATION OF BLACK FACE PLATES TO ATELIER JOINERY POWER/DATA
- CLEANERS TAP ADDED
- FINISH ADDED BEHIND CLEANERS SINK
- GENERAL NOTES ADDED

CONSTRUCTION DETAILS

- INSULATION DETAIL ADDED
- GENERAL DETAIL UPDATED TO REFLECT INSULATION DETAIL.
- ROOF FIXING TOPHATS UPDATED TO TIMBER
- LINTELS TO TOP HUNG INTERNAL DOORS UPDATED TO TIMBER
- PLASTERBOARD MARGIN SHOWN IN SECTION

JOINERY/METALWORK

- LAM-01 ADDED TO RETURN ENDS OF SPLASH BACK
- SINK TAG ADDED
- HWU SHOWN CONSISTENT WITH G SERIES
- C.O.S NOTED TO OVERALL DIMENSIONS
- AWNING DETAIL ADDED

AMENITIES

- ACC WC MIXER AND SINK ADDED

CLIENT
EMMAUS PRIMARY SCHOOL ON BEHALF OF MELBOURNE ARCHDIOCESE CATHOLIC SCHOOLS

PROJECT TITLE
6GLA PRIMARY LEARNING BUILDING

PROJECT NUMBER
139

PROJECT NORTH

GRAPHIC SCALE

SCALE

As indicated AT A1 DO NOT SCALE

STATUS

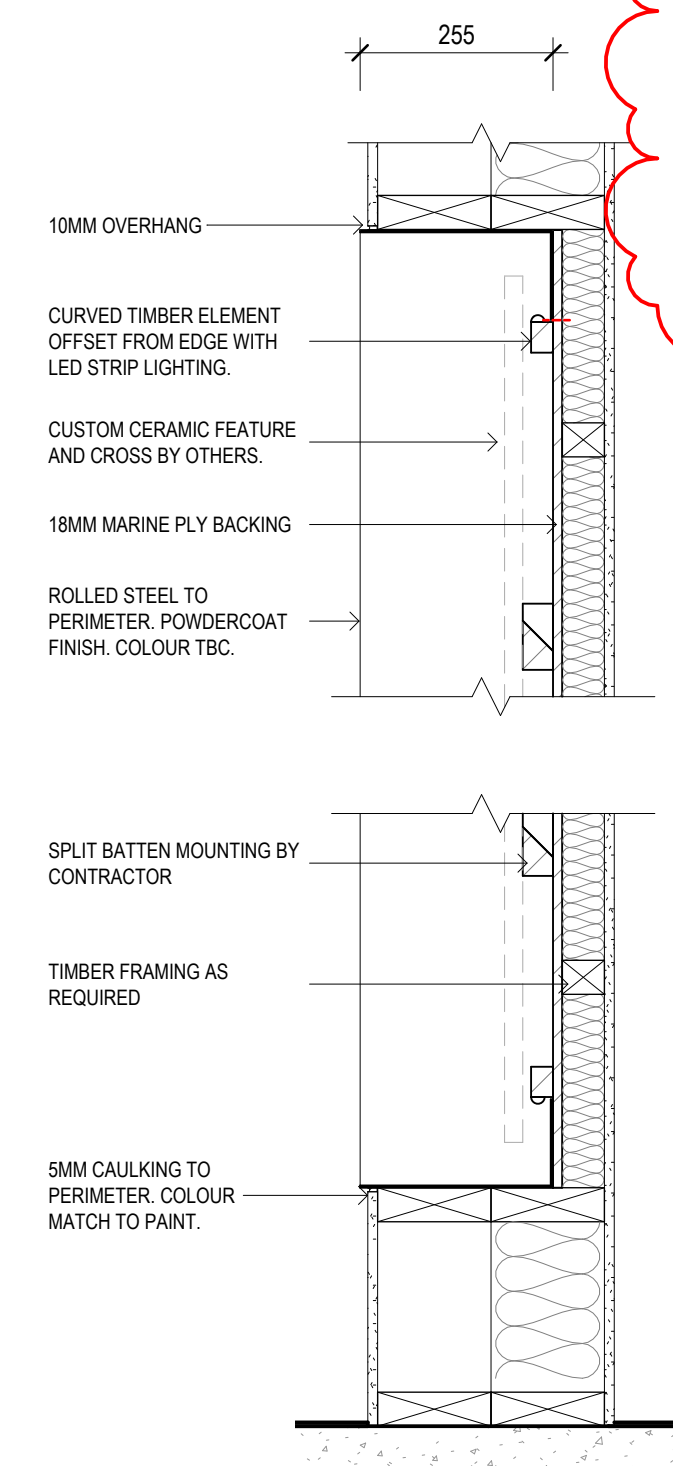
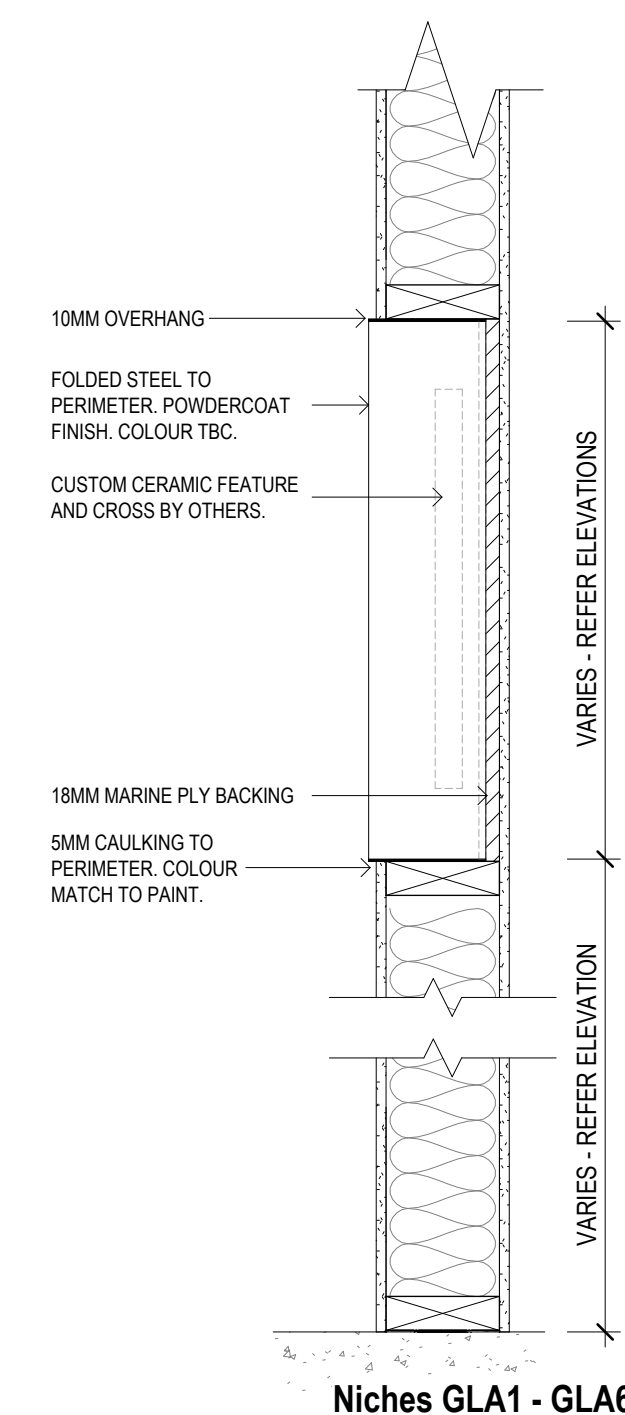
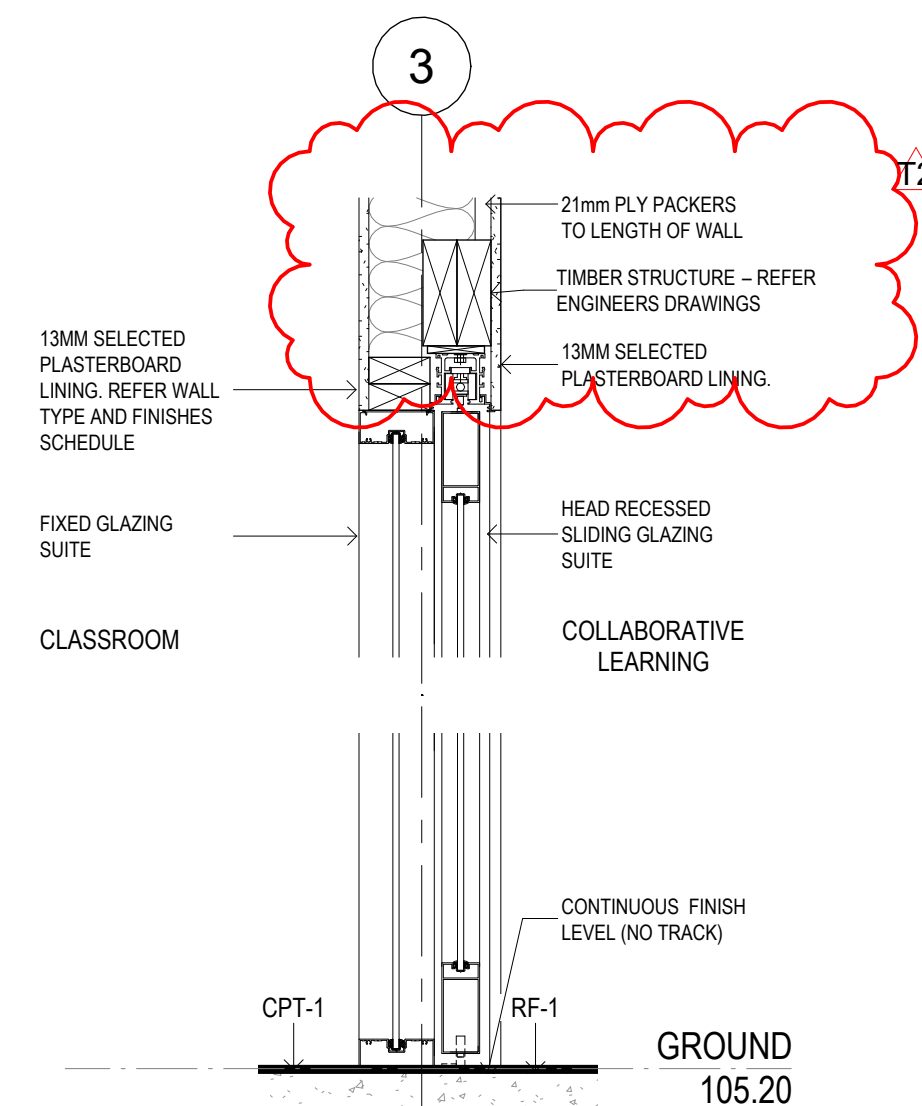
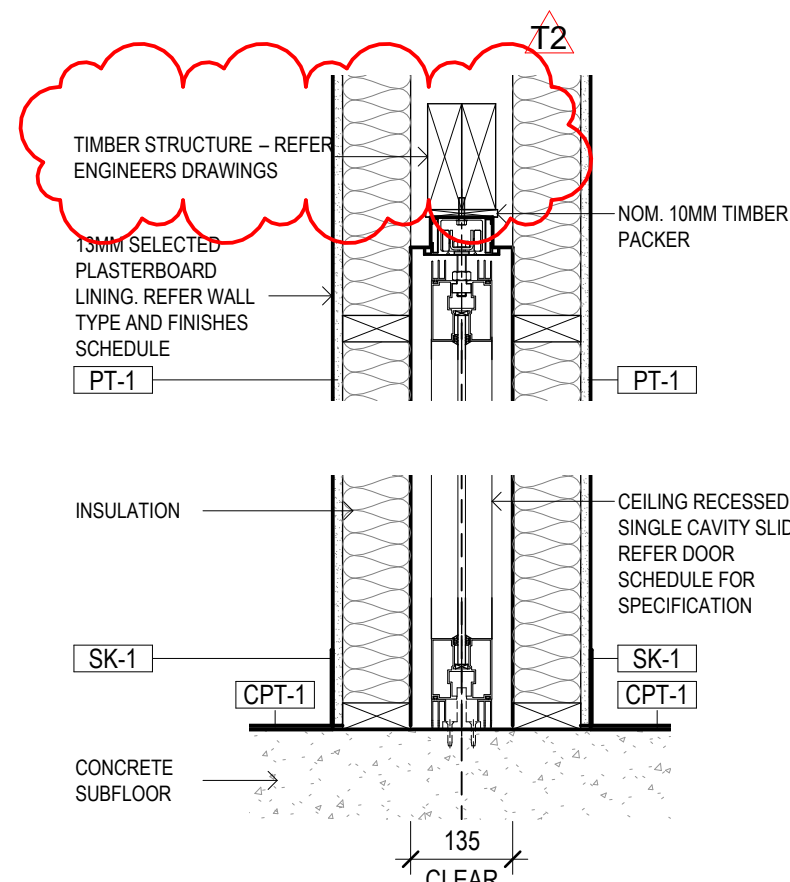
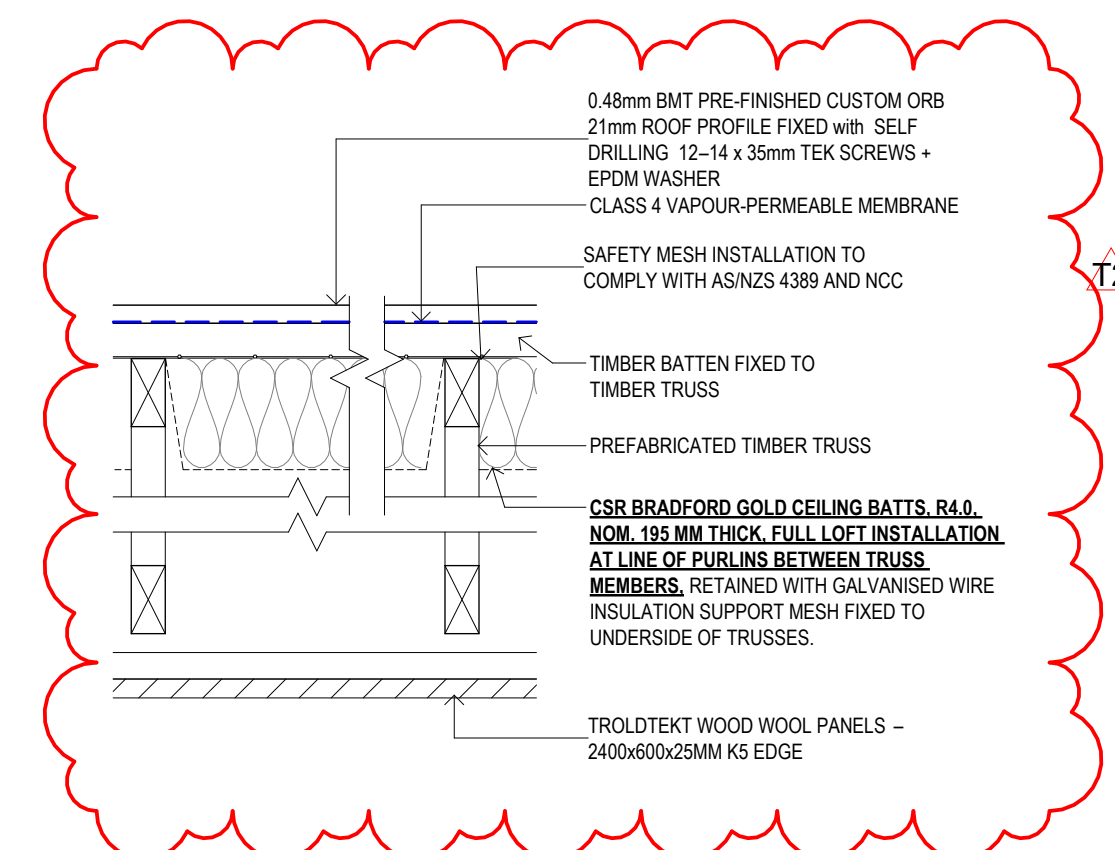
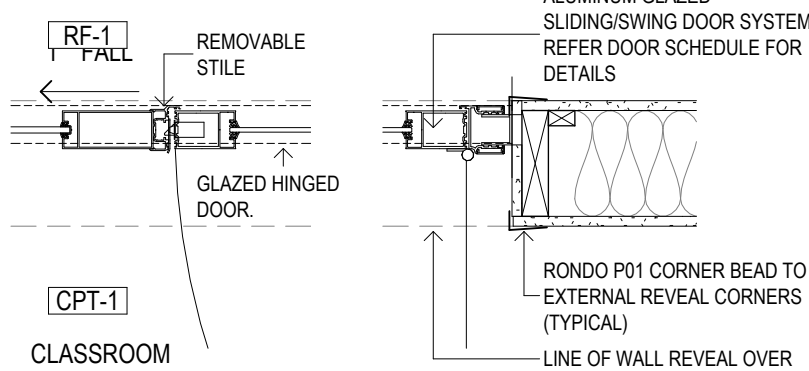
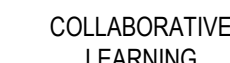
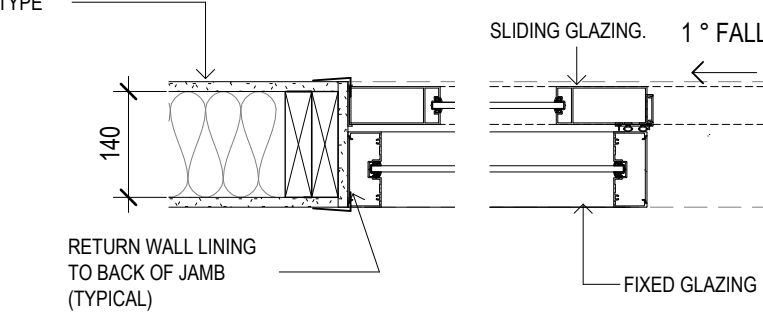
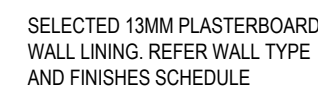
TENDER DRAWING

DETAILS 02

DRAWING NUMBER	ISSUE
139-K-02	T2

© COPYRIGHT ROAM ARCHITECTS. UNLESS OTHERWISE AGREED IN WRITING, ALL RIGHTS TO USE THIS DOCUMENT ARE SUBJECT TO PAYMENT IN FULL OF ALL ROAM ARCHITECTS CHARGES. THIS DOCUMENT MAY ONLY BE USED FOR THE EXPRESS PURPOSE FOR WHICH IT HAS BEEN CREATED AND DELIVERED. AS NOTIFIED IN WRITING BY ROAM ARCHITECTS, THIS DOCUMENT MAY NOT BE REPRODUCED, COPIED, OR UNAUTHORIZED USE OF THIS DOCUMENT IS AT THE USER'S SOLE RISK AND WITHIN LIMITING ROAM ARCHITECTS' RIGHTS, THE USER RELEASES AND INDEMNIFIES ROAM ARCHITECTS FROM AND AGAINST ALL LOSS ARISING.

ISSUE	DATE	REVISIONS
T1	04.09.2025	FOR TENDER
T2	11.09.2025	TENDER ADDENDA



- GA
 - STEEL PAINT NOMINATED TO POSTS
 - WALL NICHE DEPTH SHOWN (N1)
 - FALL TO ENTRY FLOOR
- ROOF PLAN
 - SHED GUTTERS UPDATED
 - AWNING GEOMETRY UPDATED
- CONCRETE SET OUT PLAN
 - PAVING SLAB FALLS UPDATED AS PER CIVIL
- ELEVATIONS/SECTIONS
 - INSULATION EXTENT AND NOTES SHOWN
 - ENTRY DECK RAMPING, DRAINAGE AND AWNING UPDATE
 - NOTES ADDED RE FLASHING/FASCIA FINISHES

- RCP
- SHED LIGHTING UPDATED
- BLINDS ADDED TO GLAZED ENTRY DOORS
- FULL HEIGHT WALL ADDED

INTERNAL ELEVATIONS

- MISSING TAGS ADDED GENERALLY
- SUSPENDED LIGHTING HIDDEN FOR CLARITY
- CLOCKS AND SPEAKERS INDICATED
- CODE FOR BLINDS CHANGED TO AVOID DUPLICATION WITH MATERIAL CODE FOR WHITEBOARDS
- FINISH BEHIND WATER FOUNTAIN SHOWN IN ELEVATION
- NOMINATION OF BLACK FACE PLATES TO ATELIER JOINERY POWER/DATA
- CLEANERS TAP ADDED
- FINISH ADDED BEHIND CLEANERS SINK
- GENERAL NOTES ADDED

CONSTRUCTION DETAILS

- INSULATION DETAIL ADDED
- GENERAL DETAIL UPDATED TO REFLECT INSULATION DETAIL.
- ROOF FIXING TOPHATS UPDATED TO TIMBER
- LINTELS TO TOP HUNG INTERNAL DOORS UPDATE TIMBER
- PLASTERBOARD MARGIN SHOWN IN SECTION

JOINERY/METALWORK

- LAM-01 ADDED TO RETURN ENDS OF SPLASH BACK
- SINK TAG ADDED
- HWU SHOWN CONSISTENT WITH G SERIES
- C.O.S NOTED TO OVERALL DIMENSIONS
- AWNING DETAIL ADDED

AMENITIES

- ACC WC MIXER AND SINK ADDED

CLIENT
EMMAUS PRIMARY
SCHOOL ON BEHALF OF
MELBOURNE
ARCHDIOCESE
CATHOLIC SCHOOLS

PROJECT TITLE
6GLA PRIMARY LEARNING
BUILDING

PROJECT NUMBER
139

PROJECT NORTH

GRAPHIC SCALE

SCALE

As indicated AT A1 DO NOT SCALE

STATUS

TENDER

DRAWING

DETAILS 03

DRAWING NUMBER
139-K-03

ISSUE	T2
-------	----



ROAM Architects
T: 03 9028 2625
www.roamarchitects.com.au

INTELLECTUAL PROPERTY
ALL RIGHTS TO THE DESIGN AND CONCEPTS ARE RESERVED BY ROAM ARCHITECTS. THIS DOCUMENT IS THE PROPERTY OF ROAM ARCHITECTS AND IS NOT TO BE REPRODUCED OR COPIED IN ANY FORM OR BY ANY MEANS, ELECTRONIC OR MECHANICAL, INCLUDING PHOTOCOPYING, RECORDING, OR BY ANY INFORMATION STORAGE AND RETRIEVAL SYSTEM. ANY UNAUTHORIZED USE OF THIS DOCUMENT IS A BREACH OF THE COPYRIGHT AND WILL BE PROSECUTED TO THE FULL EXTENT OF THE LAW. ALL RIGHTS RESERVED.

ISSUE	DATE	REVISIONS
T1	04.09.2025	FOR TENDER
T2	11.09.2025	TENDER ADDENDA

- GA**
- STEEL PAINT NOMINATED TO POSTS
 - WALL NICHE DEPTH SHOWN (N1)
 - FALL TO ENTRY FLOOR
- ROOF PLAN**
- SHED GUTTERS UPDATED
 - AWNING GEOMETRY UPDATED
- CONCRETE SET OUT PLAN**
- PAVING SLAB FALLS UPDATED AS PER CIVIL ELEVATIONS/SECTIONS
- ELEVATIONS/SECTIONS**
- INSULATION EXTENT AND NOTES SHOWN
 - ENTRY DECK RAMPING, DRAINAGE AND AWNING UPDATE
 - NOTES ADDED RE FLASHING/FASCIA FINISHES
- RCP**
- SHED LIGHTING UPDATED
 - BLINDS ADDED TO GLAZED ENTRY DOORS
 - FULL HEIGHT WALL ADDED
- INTERNAL ELEVATIONS**
- MISSING TAGS ADDED GENERALLY
 - SUSPENDED LIGHTING HIDDEN FOR CLARITY
 - CLOCKS AND SPEAKERS INDICATED
 - CODE FOR BLINDS CHANGED TO AVOID DUPLICATION WITH MATERIAL CODE FOR WHITEBOARDS
 - FINISH BEHIND WATER FOUNTAIN SHOWN IN ELEVATION
 - NOMINATION OF BLACK FACE PLATES TO ATELIER JOINERY POWER/DATA
 - CLEANERS TAP ADDED
 - FINISH ADDED BEHIND CLEANERS SINK
 - GENERAL NOTES ADDED
- CONSTRUCTION DETAILS**
- INSULATION DETAIL ADDED
 - GENERAL DETAIL UPDATED TO REFLECT INSULATION DETAIL
 - ROOF FIXING TOPHATS UPDATED TO TIMBER
 - LINTELS TO TOP HUNG INTERNAL DOORS UPDATED TO TIMBER
 - PLASTERBOARD MARGIN SHOWN IN SECTION
- JOINERY/METALWORK**
- LAM-01 ADDED TO RETURN ENDS OF SPLASH BACK
 - SINK TAG ADDED
 - HWU SHOWN CONSISTENT WITH G SERIES
 - C.O.S NOTED TO OVERALL DIMENSIONS
 - AWNING DETAIL ADDED
- AMENITIES**
- ACC WC MIXER AND SINK ADDED

CLIENT:
EMMAUS PRIMARY
SCHOOL ON BEHALF OF
MELBOURNE
ARCHDIOCESE
CATHOLIC SCHOOLS

PROJECT TITLE
6GLA PRIMARY LEARNING
BUILDING

PROJECT NUMBER
139

PROJECT NORTH

GRAPHIC SCALE

SCALE

As indicated AT A1 DO NOT SCALE

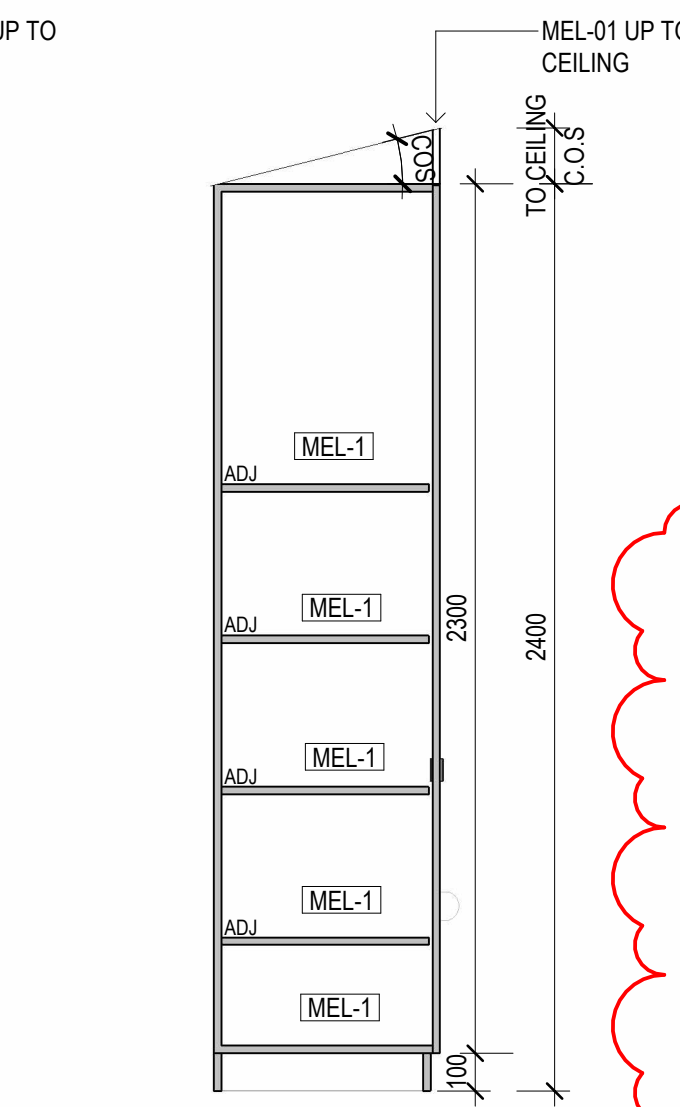
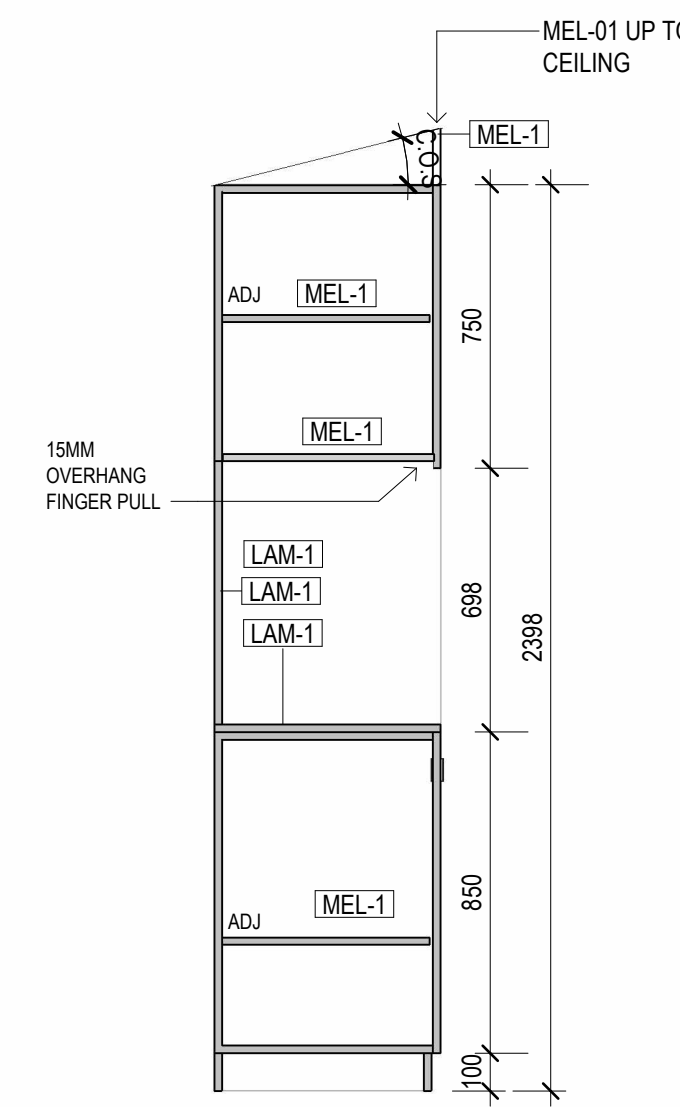
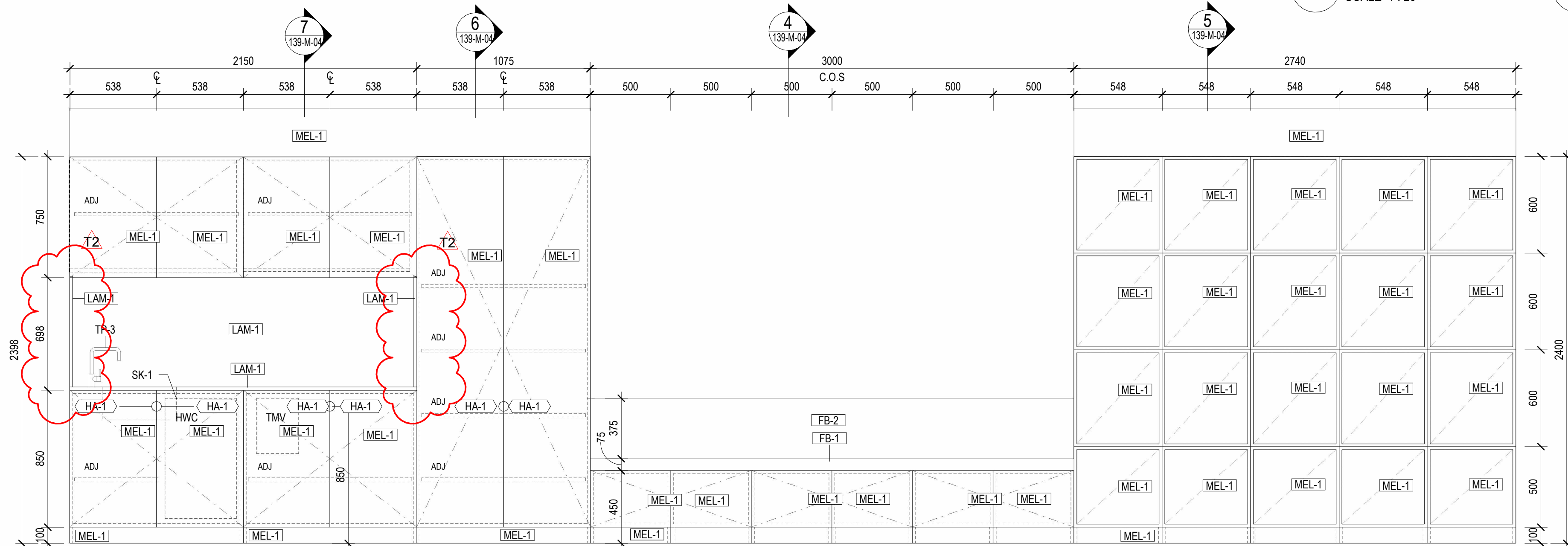
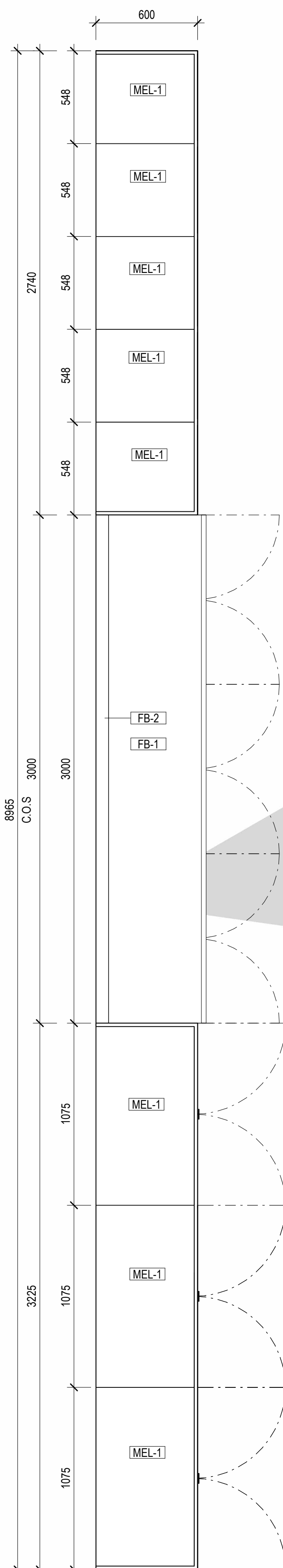
STATUS

TENDER
DRAWING

ATELIER JOINERY

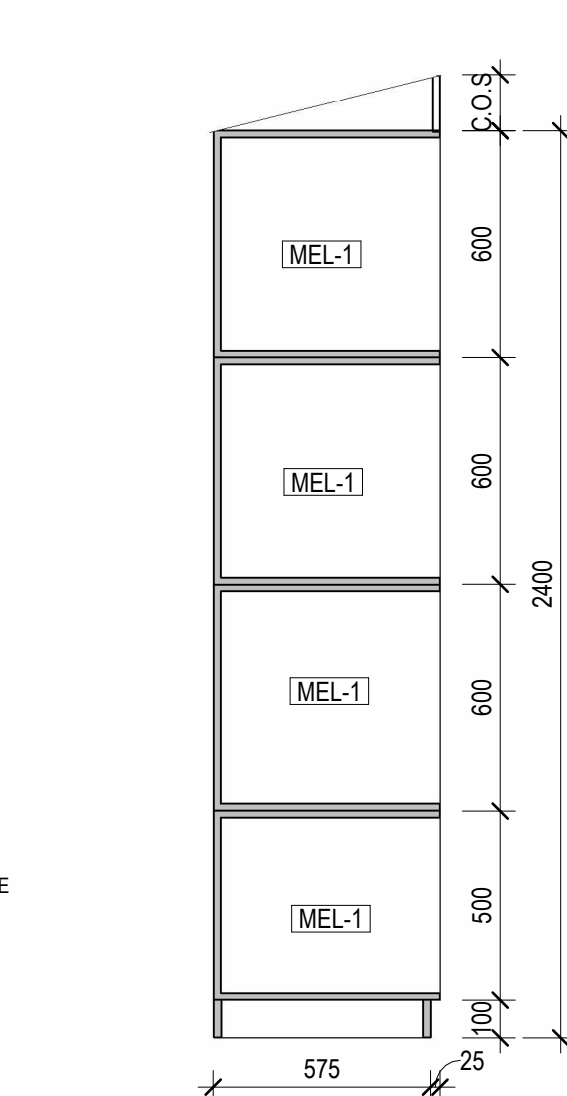
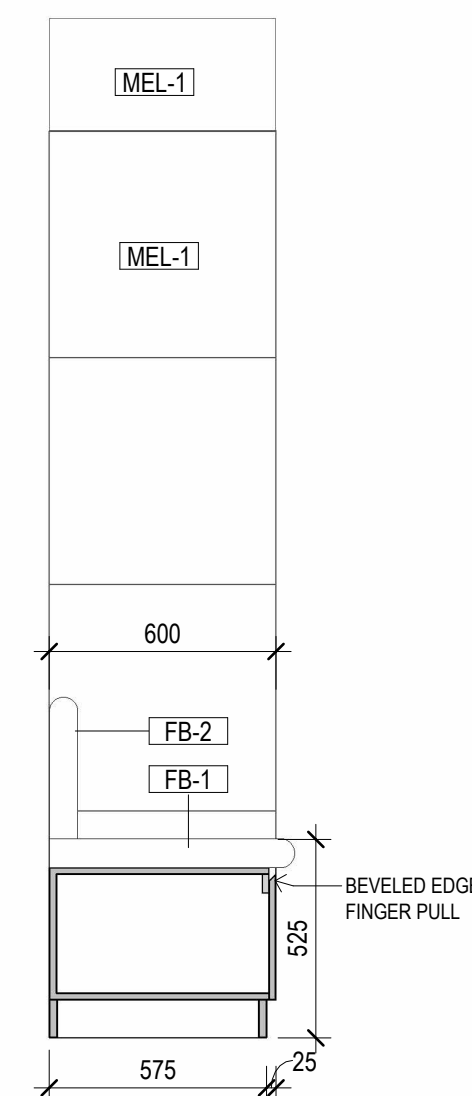
DRAWING NUMBER
139-M-04

ISSUE
T2



7 JU-6 SECTION A
SCALE 1:20

6 JU-6 SECTION B
SCALE 1:20



4 JU-6 SECTION C
SCALE 1:20

5 JU-6 SECTION D
SCALE 1:20

2 JU-6 PLAN
SCALE 1:20

3 JU-6 ELEVATION
SCALE 1:20



ROAM Architects
T: 03 9028 2625
www.roamarchitects.com.au

INTELLECTUAL PROPERTY
© COPYRIGHT ROAM ARCHITECTS. UNLESS OTHERWISE AGREED IN WRITING, ALL RIGHTS TO USE THIS DOCUMENT ARE SUBJECT TO PAYMENT IN FULL OF ALL ROAM ARCHITECTS CHARGES. THIS DOCUMENT MAY ONLY BE USED FOR THE EXPRESS PURPOSES FOR WHICH IT HAS BEEN PREPARED AND MAY NOT BE OTHERWISE USED, OR COPIED, ANY UNAUTHORIZED USE OF THIS DOCUMENT IS AT THE USER'S SOLE RISK AND WITHOUT THE ROAM ARCHITECTS' KNOWLEDGE. THE USER RELEASES AND INDEMNIFIES ROAM ARCHITECTS FROM AND AGAINST ALL LOSS ARISING.

ISSUE	DATE	REVISIONS
T1	04.09.2025	FOR TENDER
T2	11.09.2025	TENDER ADDENDA

- GA**
- STEEL PAINT NOMINATED TO POSTS
 - WALL NICHE DEPTH SHOWN (N1)
 - FALL TO ENTRY FLOOR
- ROOF PLAN**
- SHED GUTTERS UPDATED
 - AWNING GEOMETRY UPDATED
- CONCRETE SET OUT PLAN**
- PAVING SLAB FALLS UPDATED AS PER CIVIL
- ELEVATIONS/SECTIONS**
- INSULATION EXTENT AND NOTES SHOWN
 - ENTRY DECK RAMPING, DRAINAGE AND AWNING UPDATE
 - NOTES ADDED RE FLASHING/FASCIA FINISHES
- RCP**
- SHED LIGHTING UPDATED
 - BLINDS ADDED TO GLAZED ENTRY DOORS
 - FULL HEIGHT WALL ADDED
- INTERNAL ELEVATIONS**
- MISSING TAGS ADDED GENERALLY
 - SUSPENDED LIGHTING HIDDEN FOR CLARITY
 - CLOCKS AND SPEAKERS INDICATED
 - CODE FOR BLINDS CHANGED TO AVOID DUPLICATION WITH MATERIAL CODE FOR WHITEBOARDS
 - FINISH BEHIND WATER FOUNTAIN SHOWN IN ELEVATION
 - NOMINATION OF BLACK FACE PLATES TO ATELIER JOINERY POWER/DATA
 - CLEANERS TAP ADDED
 - FINISH ADDED BEHIND CLEANERS SINK
 - GENERAL NOTES ADDED
- CONSTRUCTION DETAILS**
- INSULATION DETAIL ADDED
 - GENERAL DETAIL UPDATED TO REFLECT INSULATION DETAIL
 - ROOF FIXING TOPHATS UPDATED TO TIMBER
 - LINTELS TO TOP HUNG INTERNAL DOORS UPDATED TO TIMBER
 - PLASTERBOARD MARGIN SHOWN IN SECTION
- JOINERY/METALWORK**
- LAM-01 ADDED TO RETURN ENDS OF SPLASH BACK
 - SINK TAG ADDED
 - HWU SHOWN CONSISTENT WITH G SERIES
 - C.O.S NOTED TO OVERALL DIMENSIONS
 - AWNING DETAIL ADDED
- AMENITIES**
- ACC WC MIXER AND SINK ADDED

CLIENT
EMMAUS PRIMARY
SCHOOL ON BEHALF OF
MELBOURNE
ARCHDIOCESE
CATHOLIC SCHOOLS

PROJECT TITLE
6GLA PRIMARY LEARNING
BUILDING

PROJECT NUMBER
139

PROJECT NORTH

GRAPHIC SCALE

SCALE

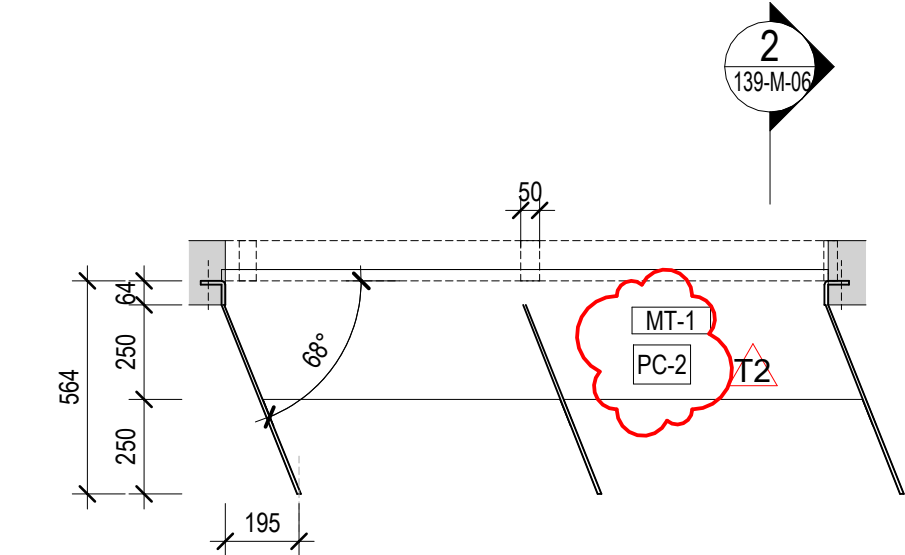
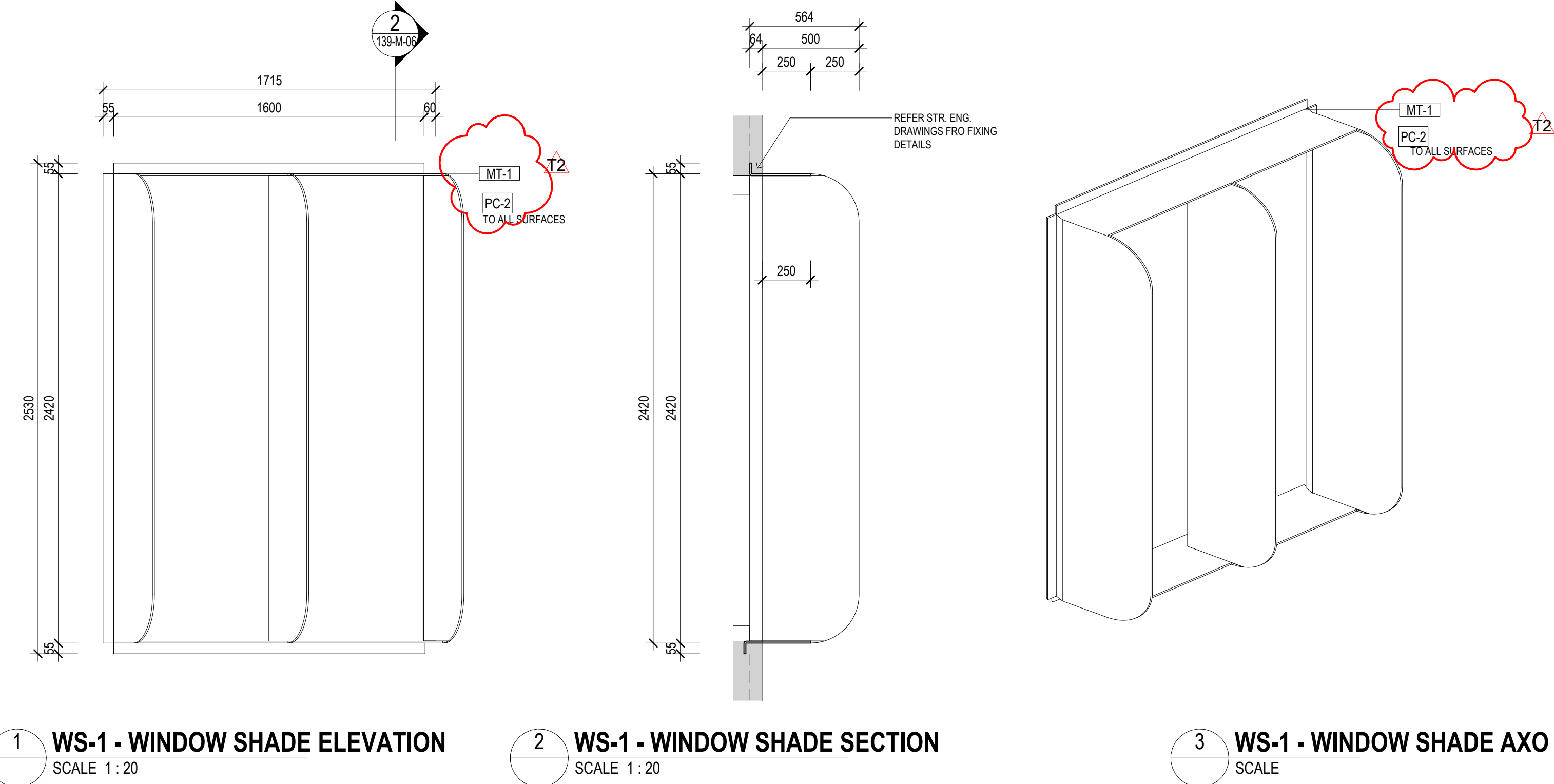
As indicated AT A1 DO NOT SCALE
STATUS

TENDER
DRAWING

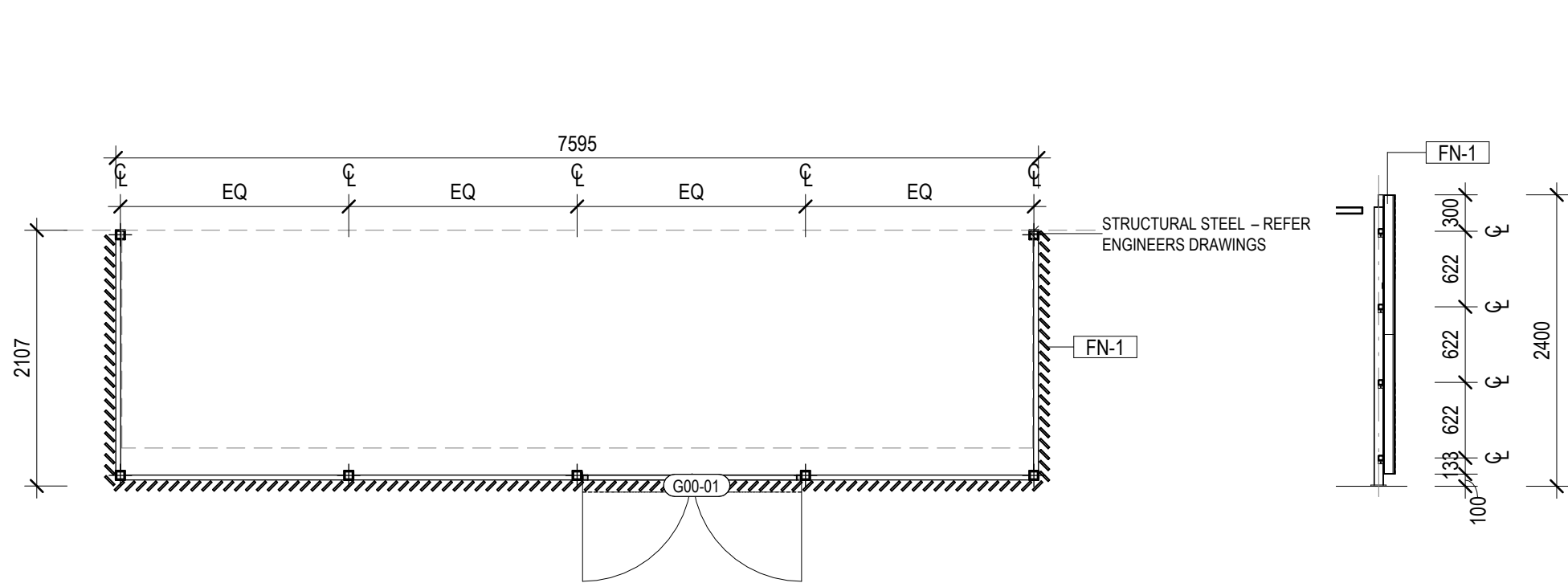
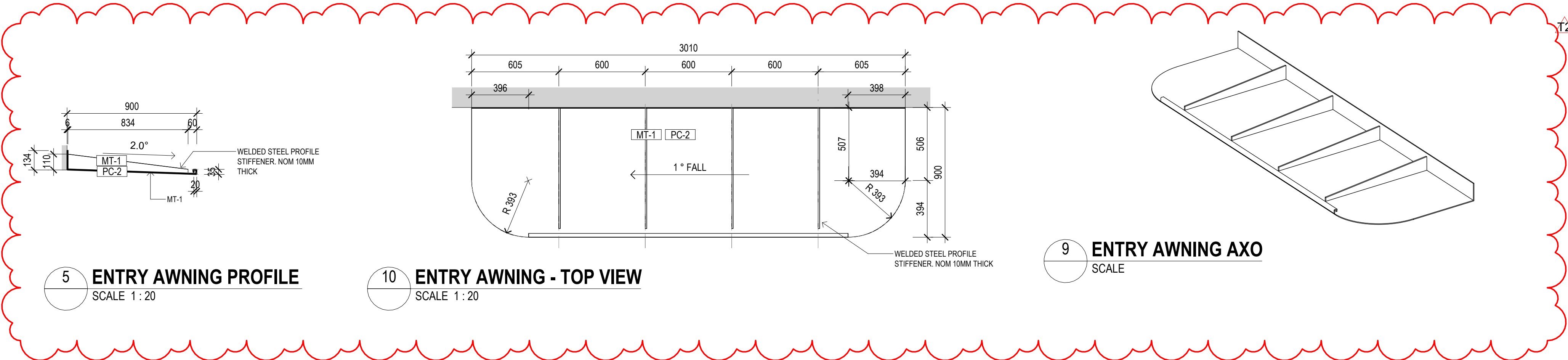
METALWORK

DRAWING NUMBER
139-M-06

ISSUE
T2

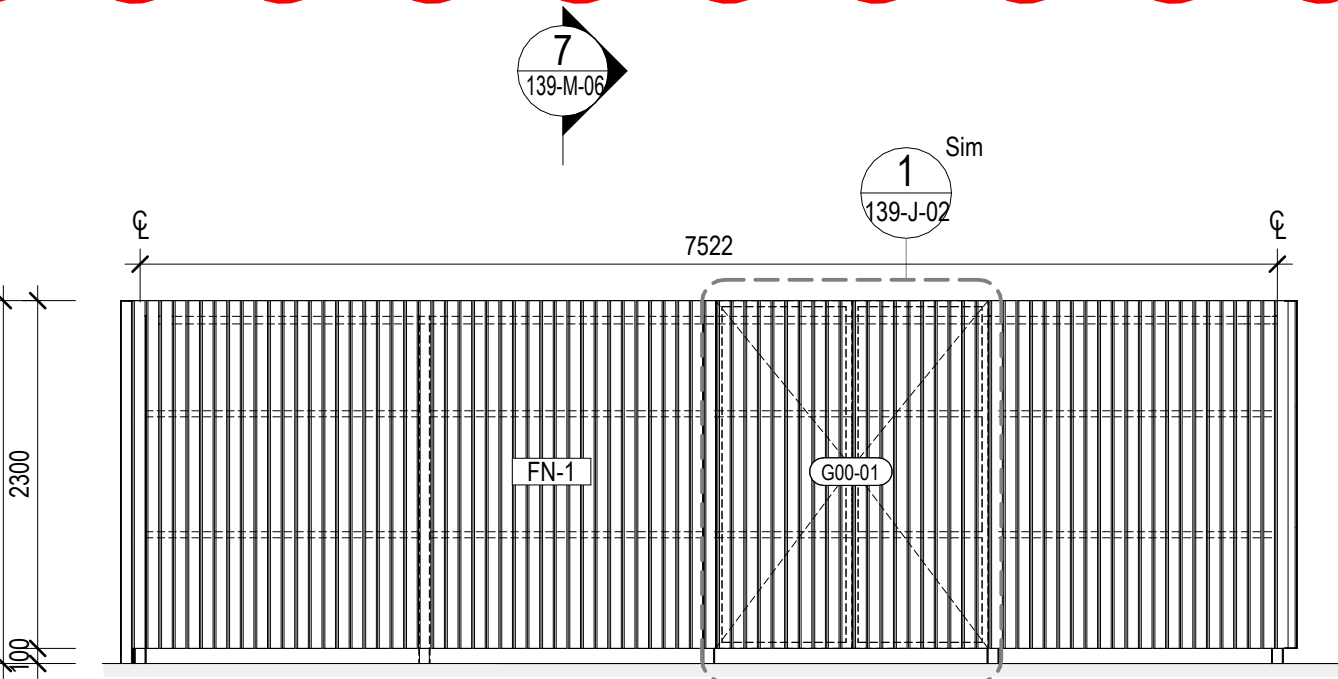


4 WS-1 - WINDOW SHADE PLAN
SCALE 1 : 20



6 SERVICES ENCLOSURE
SCALE 1 : 50

7 SERVICES ENCLOSURE FENCE
SCALE 1 : 50



8 SERVICES ENCLOSURE FENCE ELEVATION
SCALE 1 : 50



ROAM Architects
T: 03 9028 2625
www.roamarchitects.com.au

INTELLECTUAL PROPERTY

ALL RIGHTS TO USE THIS DOCUMENT ARE RESERVED TO ROAM ARCHITECTS. THIS DOCUMENT IS THE PROPERTY OF ROAM ARCHITECTS. IT IS TO BE USED FOR THE PURPOSES SPECIFIED IN THE TENDER DOCUMENTS ONLY. IT IS NOT TO BE REPRODUCED, COPIED, OR OTHERWISE USED, IN WHOLE OR IN PART, FOR ANY OTHER PURPOSE. ROAM ARCHITECTS ACCEPTS NO LIABILITY FOR ANY LOSS OR DAMAGE, INCLUDING CONSEQUENTIAL DAMAGES, ARISING FROM THE USE OF THIS DOCUMENT. THE USER RELEASES AND INDEMNIFIES ROAM ARCHITECTS FROM AND AGAINST ALL SUCH RISKS.

ISSUE	DATE	REVISIONS
T1	04.09.2025	FOR TENDER
T2	11.09.2025	TENDER ADDENDA

GA

- STEEL PAINT NOMINATED TO POSTS
 - WALL NICHE DEPTH SHOWN (N1)
 - FALL TO ENTRY FLOOR
- ROOF PLAN**
- SHED GUTTERS UPDATED
 - AWNING GEOMETRY UPDATED
- CONCRETE SET OUT PLAN**
- PAVING SLAB FALLS UPDATED AS PER CIVIL
- ELEVATIONS/SECTIONS**
- INSULATION EXTENT AND NOTES SHOWN
 - ENTRY DECK RAMPING, DRAINAGE AND AWNING UPDATE
 - NOTES ADDED RE FLASHING/FASCIA FINISHES

RCP

- SHED LIGHTING UPDATED
 - BLINDS ADDED TO GLAZED ENTRY DOORS
 - FULL HEIGHT WALL ADDED
- INTERNAL ELEVATIONS**
- MISSING TAGS ADDED GENERALLY
 - SUSPENDED LIGHTING HIDDEN FOR CLARITY
 - CLOCKS AND SPEAKERS INDICATED
 - CODE FOR BLINDS CHANGED TO AVOID DUPLICATION
 - WITH MATERIAL CODE FOR WHITEBOARDS
 - FINISH BEHIND WATER FOUNTAIN SHOWN IN ELEVATION
 - NOMINATION OF BLACK FACE PLATES TO ATELIER JOINERY POWER/DATA
 - CLEANERS TAP ADDED
 - FINISH ADDED BEHIND CLEANERS SINK
 - GENERAL NOTES ADDED

CONSTRUCTION DETAILS

- INSULATION DETAIL ADDED
- GENERAL DETAIL UPDATED TO REFLECT INSULATION DETAIL
- ROOF FIXING TOPHATS UPDATED TO TIMBER
- LINTELS TO TOP HUNG INTERNAL DOORS UPDATED TO TIMBER
- PLASTERBOARD MARGIN SHOWN IN SECTION

JOINERY/METALWORK

- LAM-01 ADDED TO RETURN ENDS OF SPLASH BACK
- SINK TAG ADDED
- HWU SHOWN CONSISTENT WITH G SERIES
- C.O.S NOTED TO OVERALL DIMENSIONS
- AWNING DETAIL ADDED

AMENITIES

- ACC WC MIXER AND SINK ADDED

CLIENT
EMMAUS PRIMARY
SCHOOL ON BEHALF OF
MELBOURNE
ARCHDIOCESE
CATHOLIC SCHOOLS

PROJECT TITLE
6GLA PRIMARY LEARNING
BUILDING

PROJECT NUMBER
139

PROJECT NORTH

GRAPHIC SCALE

SCALE

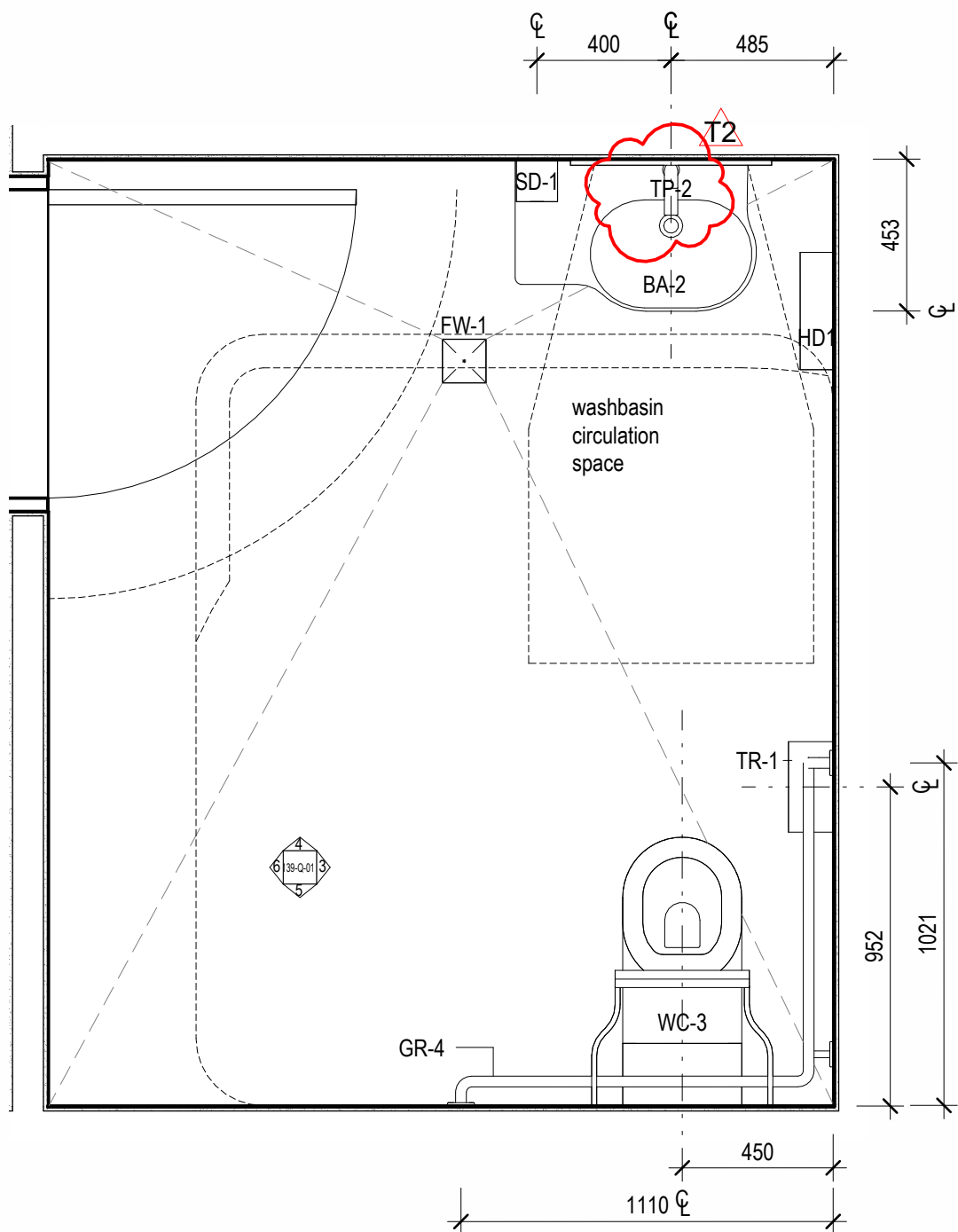
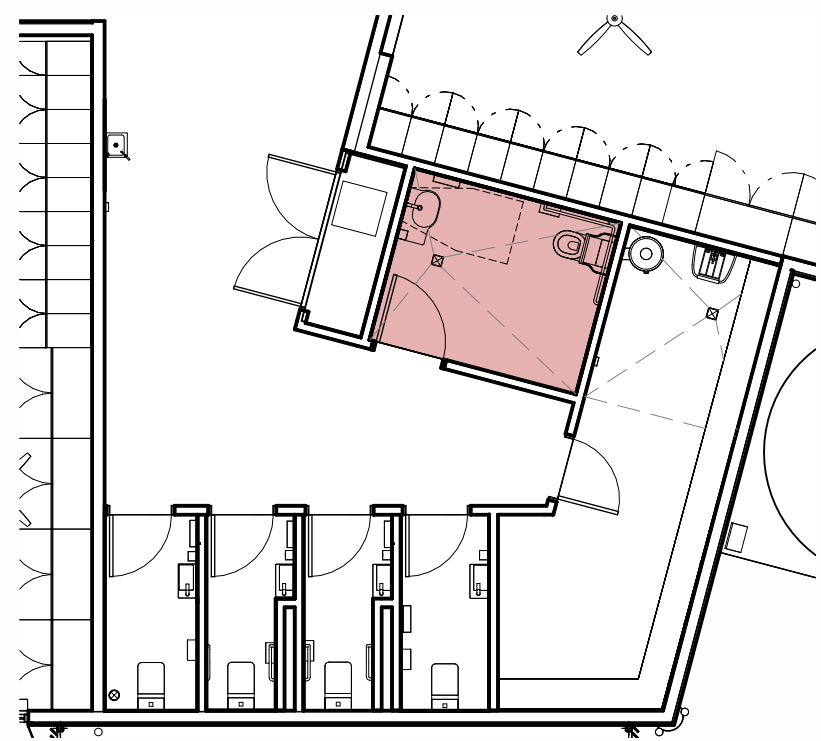
As indicated AT A1 DO NOT SCALE
STATUS

TENDER
DRAWING

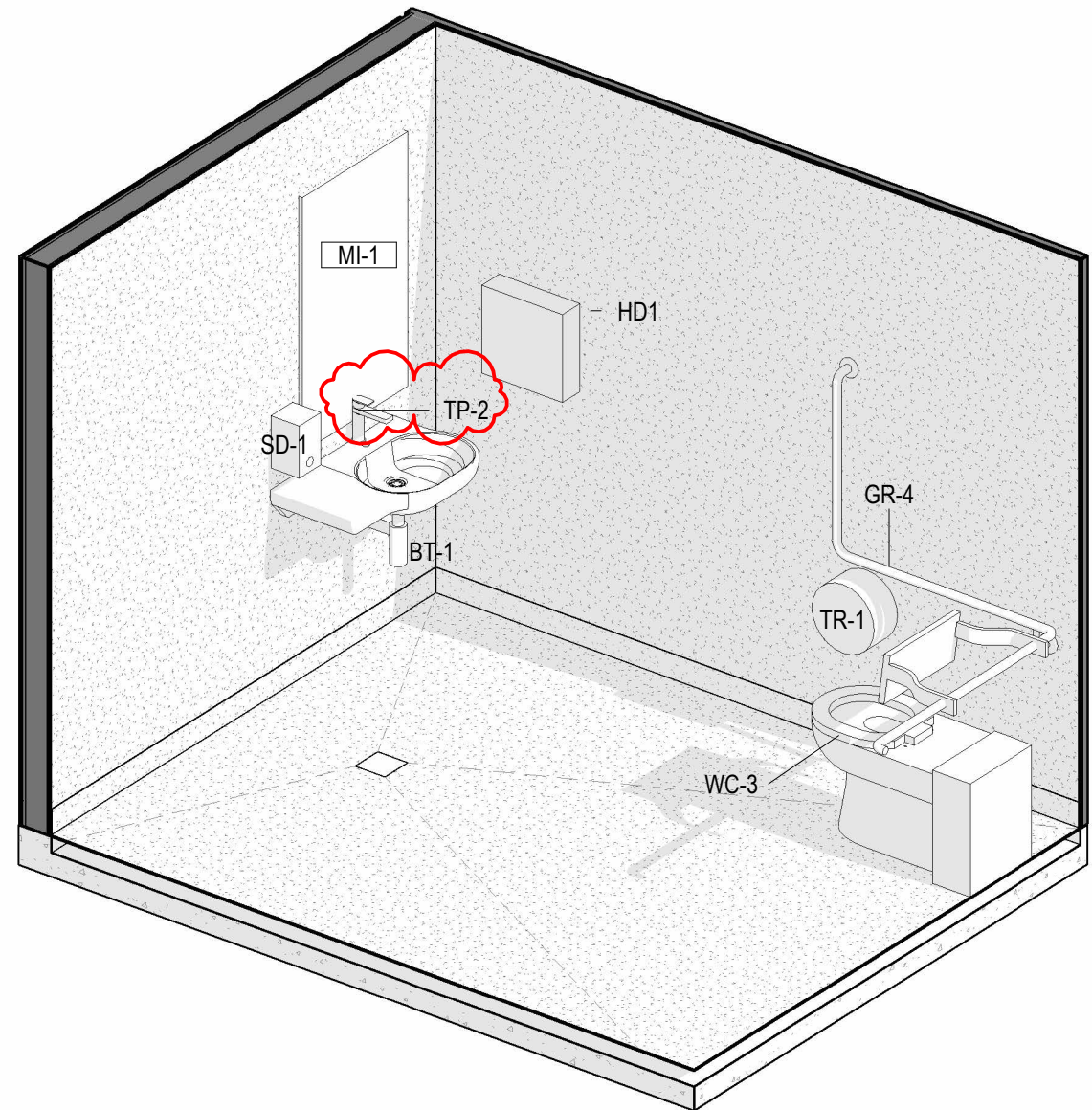
STUDENTS
AMENITIES 01

DRAWING NUMBER
139-Q-01

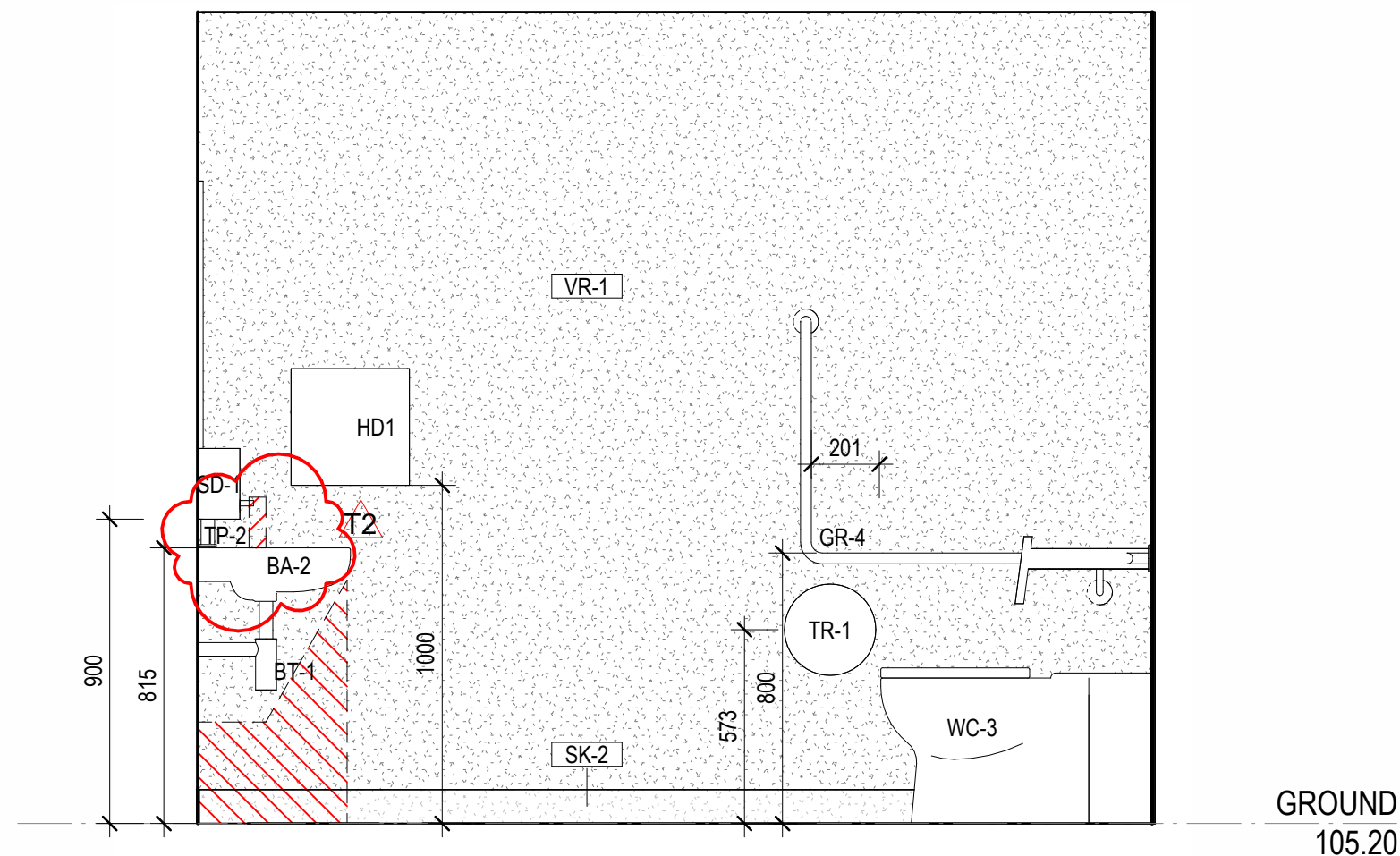
ISSUE
T2



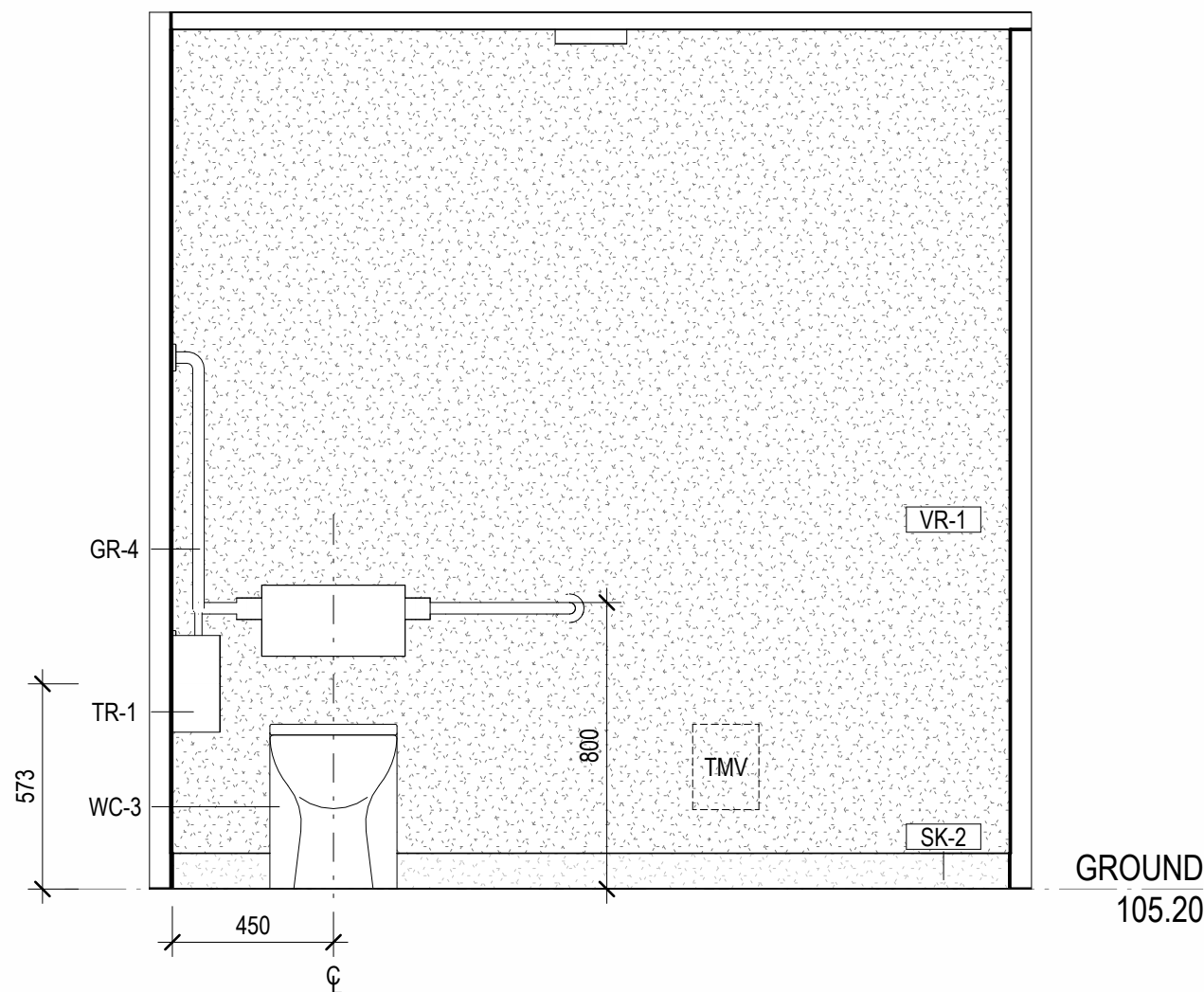
1 STUDENT ACCESSIBLE TOILET PLAN
SCALE 1 : 20



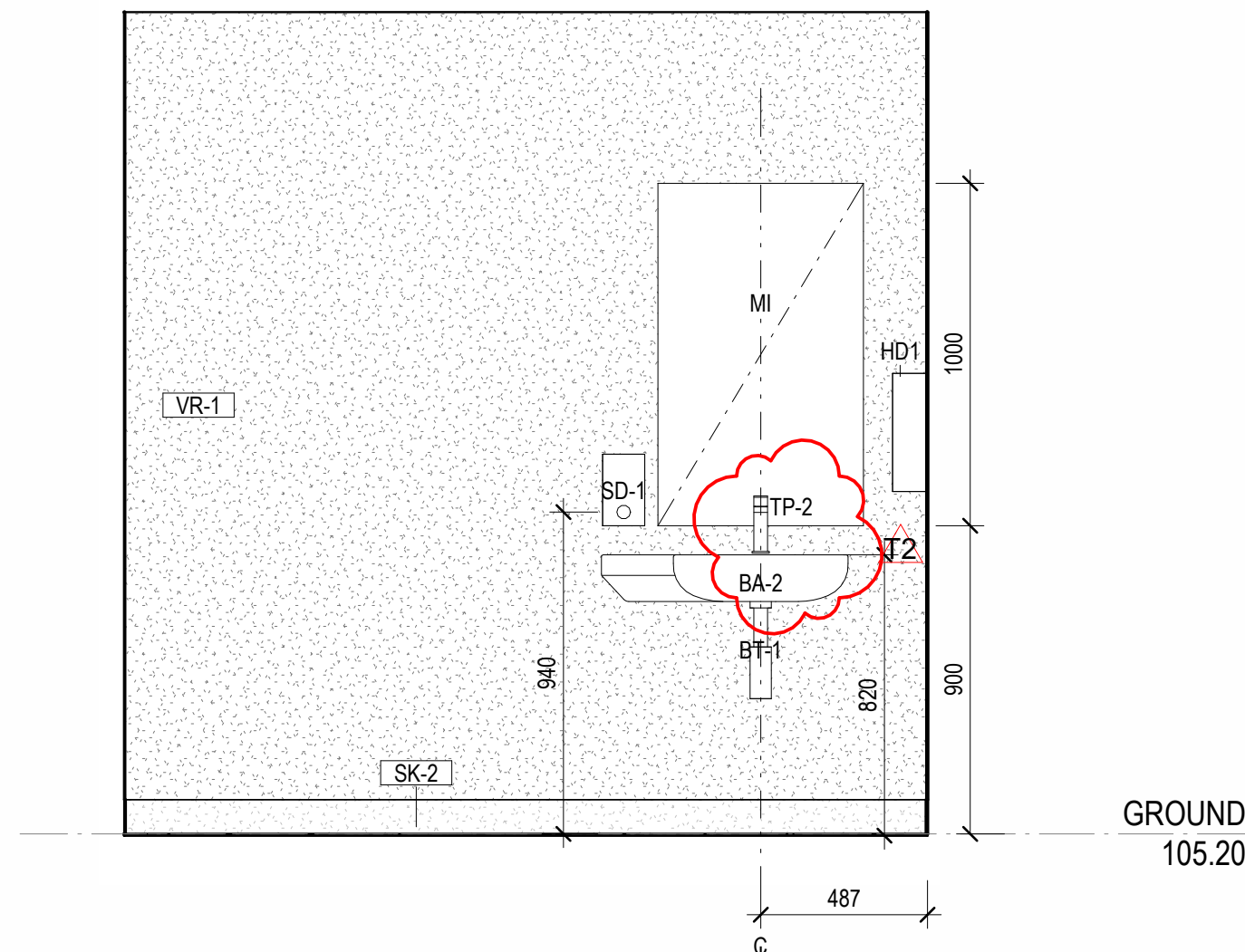
2 ACCESSIBLE TOILET ISOMETRIC
SCALE



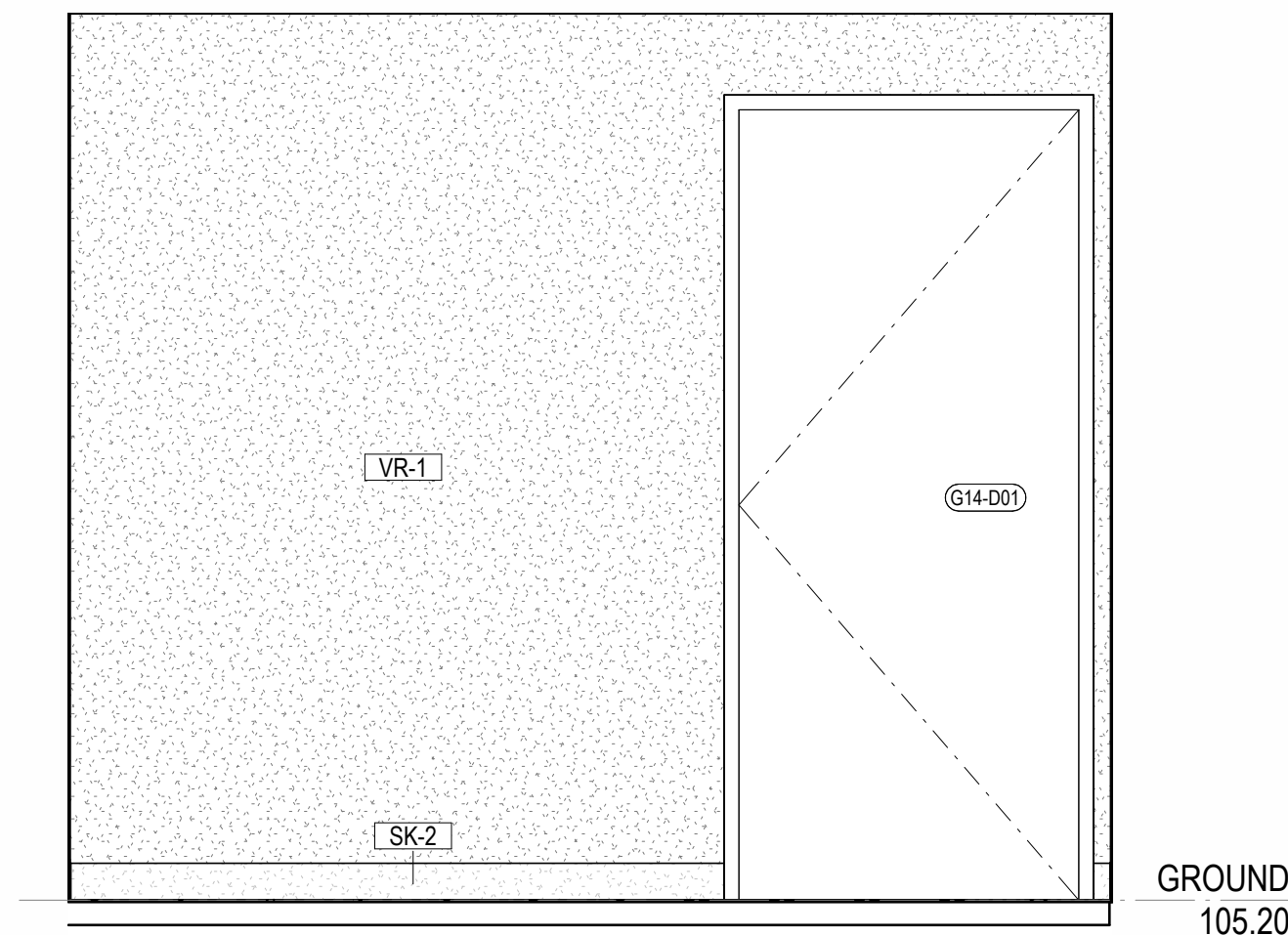
3 STUDENT ACCESSIBLE TOILET - EAST
SCALE 1 : 20








5 STUDENT ACCESSIBLE TOILET - SOUTH
SCALE 1 : 20















4 STUDENT ACCESSIBLE TOILET - NORTH
SCALE 1 : 20



6 STUDENT ACCESSIBLE TOILET - WEST
SCALE 1 : 20

FINISHES SCHEDULE								
Code	Item	Description	Product / Contact	Colour / Finish	Image	Section	Subsection	Material: Revision
External Finishes								
Floors								
CF-1	Concrete Finish - External	Broom finish with consistent linear texture, perpendicular to pedestrian flow	Refer Engineers Drawings			External Finishes	Floors	
CF-2	Concrete Finish - External	Standard smooth trowel finish; minor variation acceptable; neat edges	Refer Engineers Drawings			External Finishes	Floors	
TD-1	Timber Deck - Blackbutt Decking	Blackbutt decking - Standard Grade, 130×20mm, 2 coats of Cutek Extreme CD 50, face-fixed with stainless steel countersunk screws	Mortlock Timber	PCT-1		External Finishes	Floors	
Metalwork								
MT-1	Metalwork –6mm mild steel perforated	6 mm mild steel sheet to AS/NZS 3678-250, internal bend radius 6-8 mm and clean, true edges. Depths as documented; provide fabricated joiner sections for continuous runs and corner returns, maintaining uniform profile. Perforated (laser cut or punched) to ~30 % open area with Round Hole 45° M3.5-9 pattern (ø3.5 mm, staggered pitch) with solid margin ≥ 30 mm to all edges. Perforations sized to avoid finger entrapment per AS 4685.1 (≠ 8 mm or ≥ 25 mm). All welds to be continuous where exposed, ground flush, and free from burrs or sharp edges. Abrasive blast clean to AS 1627.4 Class 2, apply approved conversion coating, hot-dip galvanise to AS/NZS 4680, and powder coat as specified on drawings. Fabrication tolerances: ± 2 mm overall, ± 1° in folds.	Metrix Group — Standard Perforation M3.5-9	refer to drawings for powdercoat specification		External Finishes	Metalwork	
MT-2	Metalwork – 6 mm mild steel	6 mm mild steel sheet to AS/NZS 3678-250, internal bend radius 6-8 mm with clean, true edges. Depths as documented; provide fabricated joiner sections for continuous runs and corner returns, maintaining uniform profile. All welds to be continuous where exposed, ground flush, and free from burrs or sharp edges. Abrasive blast clean to AS 1627.4 Class 2, apply approved conversion coating, hot-dip galvanise to AS/NZS 4680, and powder coat as specified on drawings. Fabrication tolerances: ± 2 mm overall, ± 1° in folds.		refer to drawings for powdercoat specification		External Finishes	Metalwork	
Paint Finishes								
EPT-1	External Paint Finish	Prepare substrate in accordance with AS 1627 (method suited to material and condition). Apply compatible primer followed by two coats of exterior-grade polyurethane or equivalent UV-stable coating to AS 2312.1 for atmospheric corrosion protection. Ensure full coverage to all faces, edges, welds, fixings, and interfaces.	DULUX WEATHERSHIELD EXTERIOR SEMIGLOSS	Colorbond Dune Matt		External Finishes	Paint Finishes	
EPT-2	External Paint Finish	Prepare substrate in accordance with AS 1627 (method suited to material and condition). Apply compatible primer followed by two coats of exterior-grade polyurethane or equivalent UV-stable coating to AS 2312.1 for atmospheric corrosion protection. Ensure full coverage to all faces, edges, welds, fixings, and interfaces.	DULUX WEATHERSHIELD EXTERIOR SEMIGLOSS	Matt Black		External Finishes	Paint Finishes	
PC-2	Powder-coat finish - Dulux Duralloy Dune	Polyester architectural powder-coat system to AS 3715; applied to prepared substrate, free of defects; UV-stable, exterior-grade;	Dulux Powder & Industrial Coatings– Duralloy	Dune Matt		External Finishes	Paint Finishes	
Protective Coating								
PCS-1	Protective Coating - steel	In accordance with Dulux spec AUDU04065 Dulux Weathermax HBR two pack gloss on new hop dip galvanised steel Prep Coat: Dulux Protective Coatings Durebild STE - PC237 Two Pack Epoxy Primer: Dulux Protective Coatings Durebild STE - PC237 Two Pack Epoxy 1st Coat: Dulux Protective Coatings Weathermax HBR Two Pack Gloss 2nd Coat: Dulux Protective Coatings Weathermax HBR Two Pack Gloss	Dulux	Dune Matt		External Finishes	Protective Coating	
PCT-1	Timber Protective Coating	Apply two coats Cutek Extreme CD50 oil to all faces of timber prior to installation; reapply as per manufacturer's maintenance schedule; ensure even coverage, no pooling, and wipe off excess oil; colour to schedule	Cutek Extreme CD50 – Cutek Australia	Clear		External Finishes	Protective Coating	
Roofs								
EG-1	Pre-finished metal gutter	Stramit 150 Half Round Gutter Complete with matching Heavy Duty coated aluminium brackets, trims & flashings. Provide permanent ladder access brackets to AS/NZS 1891.4 at nominated roof edge locations to allow safe attachment of portable ladders for gutter maintenance.	Stramit 150 Half Round Gutter	Colorbond Dune Matt		External Finishes	Roofs	
MR-1	Metal Roof Sheetting	Lysaght CUSTOM ORB® ACCENT 21, corrugated roofing, Colorbond® steel, 0.48 mm BMT insulation. Installation to be in accordance with Lysaght Roofing and Walling Installation Manual and be complete with matching colorbond flashings and associated trims.	Lysaght CUSTOM ORB® ACCENT 21	Colorbond Dune Matt		External Finishes	Roofs	
Site								
FN-1	Services Fence - Batten enclosure – services	15 × 100 mm, alloy 6060 T5/T6. Fix to aluminium/galv. steel sub-frame at 75 mm centres, capping to match. Heights as per elevation. Install per manufacturer, stainless fixings, AS 3715 compliant.	TBC	Dulux Duralloy Dune powdercoat.		External Finishes	Site	
FN-2	Chain Link - Enclosure Roof	Galvanised chain-link mesh roof fixed to round galvanised steel tube frame, assembled with mechanical fixings; mesh tied with galvanised wire or clips; standard duty;	Chain Mesh Security Fencing Pty	Black Finish		External Finishes	Site	
Soffit								
C-3	Timber Soffit - Blackbutt Decking	Tongue-and-groove Blackbutt timber lining, 130 × 20 mm, kiln-dried, dressed face, Precision-milled boards for tight, consistent joints and a smooth visual plane when installed. Stainless steel countersunk screw fixing.	Mortlock Timber	PCT-1		External Finishes	Soffit	
Walls								
MC-1	Aluminium rainscreen – timber look	Aluminium rainscreen – timber look	Sculptform Click-on Cladding Series	Coffs BlackbuttTimber		External Finishes	Walls	
MC-2	Aluminium rainscreen – solid finish	Aluminium rainscreen – solid finish	Sculptform Click-on Cladding Series	Colorbond Dune Matt		External Finishes	Walls	
Glazing								
GT-1	External Glazing Type 1	Viridian double glazed unit 6PH08(2)/12Ar/6ir; 24 mm overall thickness, VLT 68%, U-value 4.6 W/m² K, SHGC 0.40	Viridian Glass	Clear		Glazing	Glazing	
GT-02	Internal Glazing Type 1	Clear acoustic glazing - internal. Viridian VLam Hush Clear THICKNESS: 12.5mm SUPPLIER: VIRIDIAN	Viridian			Glazing	Glazing	
VD-1	Custom Graphic Applied visibility decal to windows and doors.	Custom Graphic Applied visibility decal to windows and doors.	75 mm high custom-designed applied film strip to glazing, opal finish, manufactured from high-durability UV-stable vinyl (or optically clear polyester film with printed/frosted design). Located in accordance with AS 1428.1 at both 900–1000 mm and 1400–1600 mm above FFL; continuous across full width of pane; minimum 30% luminance contrast against background	Opal finish Strip to be 75mm high in accordance with requirements of AS1428.		Glazing	Glazing	

FINISHES SCHEDULE								
Code	Item	Description	Product / Contact	Colour / Finish	Image	Section	Subsection	Material: Revision
Insulation								
Insulation								
INS-1	Roofing Insulation	Csr Bradford Gold ceiling batts R4.0 195 mm full loft between trusses installed from below beneath safety mesh retained with galv wire mesh	CSR			Insulation	Insulation	
INS-2	wall insulation	CSR Bradford Gold R3.0 Wall Batts (~116 mm thick)	Glasswool Batts Bradford Gold™ Batts 140 mm thick R3.0 Bradford 1300 760 233			Insulation	Insulation	
INS-3	slab edge insulation	Rigid extruded polystyrene (XPS) board, nominal 50 mm thick × 600 mm wide sheets, target R-value ≥ R1.5; minimum compressive strength 200 kPa; thermal conductivity ≤ 0.03 W/m K. Install continuous along slab edge with durable weather-resistant finish where exposed.	XPS Rigid Board Insulation Styroboard™ XPS 50 mm thick Foamex 1300 443 142			Insulation	Insulation	
Internal Finishes								
Ceilings								
C-1	Wood Wool Ceiling	Troldtekt acoustic panel 2400 × 600 × 25 mm, Ultrafine 1.0 mm structure, natural wood finish, K5 (5 mm bevel) edge, installed in broken bond pattern on suspended C60 steel profile system with Troldtekt screws (10 per panel, 20 mm from edges). Suspension depth minimum 147 mm with quick-hangers at max. 1000 mm spacing and first hanger within 360 mm of wall. Perimeter trim in shadow edge angle profile W-8 type (17×14), black finish to recesses. Vapour check (polyethylene) installed tight to insulation where required.	CSR Himmel 1300 374 253	Ultrafine Natural 1200x600x25mm K5 Edge		Internal Finishes	Ceilings	
C-2	Plasterboard ceiling	13 mm standard plasterboard to Gyprock specification, flush set and sanded smooth to AS/NZS 2589. Provide MR (moisture-resistant) plasterboard to toilet areas. Fix to Rondo Key-Lock Direct Fix or Suspended Ceiling System in accordance with manufacturer's installation instructions. Prepare and finish surface to suit nominated paint syst	GYPROCK Australia 131744 Rondo 1300 367 663 Rondo Key-Lock Direct Fix Ceiling System / Suspended Ceiling System	PT-3		Internal Finishes	Ceilings	
Floors								
CPT-1	Carpet Tile Type 1	Carpet tile 610 × 610 mm multi-level pattern loop, installed quarter-turn using Shaw 5000 pressure sensitive adhesive or equivalent low-VOC adhesive on substrate prepared to AS/NZS 2455.1, acclimatise 24 hours prior. suitable for high-traffic commercial use.	Accent Collection Shaw Contract Allison Trebilcock 0413 717 099	Barossa Earth		Internal Finishes	Floors	
CPT-2	Carpet Tile Type 2	Carpet tile 610 × 610 mm multi-level pattern loop, installed quarter-turn using Shaw 5000 pressure sensitive adhesive or equivalent low-VOC adhesive on substrate prepared to AS/NZS 2455.1, acclimatise 24 hours prior. suitable for high-traffic commercial use.	Accent Collection Shaw Contract Allison Trebilcock 0413 717 099	Cooper Pedy		Internal Finishes	Floors	
CPT-3	Carpet Tile Type 3	Carpet tile 610 × 610 mm multi-level pattern loop, installed quarter-turn using Shaw 5000 pressure sensitive adhesive or equivalent low-VOC adhesive on substrate prepared to AS/NZS 2455.1, acclimatise 24 hours prior. suitable for high-traffic commercial use.	Accent Collection Shaw Contract Allison Trebilcock 0413 717 099	River Gum		Internal Finishes	Floors	
EM-1	Entry Matting	Carpet Tiles	Shaw Contract – Stepping Out. Welcome II Tile, Style No 5T031, LRV 2.6 Allison Trebilcock 0413 717	Portabella 31761		Internal Finishes	Floors	
RF-1	Resilient Flooring Type 1	Vinyl Roll	Forbo Marmoleum Cocoa (Solid Collection) Homogeneous linoleum, cocoa-husk texture, Topshield Pro finish; Carbon-zero, 43% recycled content; hygienic and durable	3580 Milk Chocolate		Internal Finishes	Floors	
RF-2	Resilient Flooring Type 2	Vinyl Roll	Range: Tarkett iQ Eminent Homogenous Vinyl Flooring Gauge: 2mm Slip Resistance: R10, P4 Hot welded joints Provide levelling to screed as required Gauge: 2mm Where RFV-8 is applicable on the first floor, an acoustic mat equivalent to 2mm thick rubber should be installed under the vinyl flooring as per acoustic specifications. Contact: Sarah De Camargo 0438 000 025	Dusty Blue		Internal Finishes	Floors	
Joinery								
FB-1	Upholstry	Commercial-grade woven upholstery, ≥ 100,000 cycle abrasion resistance, high-use indoor seating. Complies with AS/NZS 1530.3 or equivalent fire standards. Contains recycled content. Durable, tactile finish suited to high-traffic public environments. High-resilience (HR) polyurethane foam, density≥ 35 kg/m³, hardness 140–170 N (medium-firm), flame-retardant to AS/NZS 1530.3, bonded to substrate with low-VOC adhesive.	MAHARAM (02) 9212 4277	466387 - 019 - Merlot		Internal Finishes	Joinery	
FB-2	Upholstry	Commercial-grade woven upholstery, ≥ 100,000 cycle abrasion resistance, high-use indoor seating. Complies with AS/NZS 1530.3 or equivalent fire standards. Contains recycled content. Durable, tactile finish suited to high-traffic public environments. High-resilience (HR) polyurethane foam, density≥ 35 kg/m³, hardness 140–170 N (medium-firm), flame-retardant to AS/NZS 1530.3, bonded to substrate with low-VOC adhesive.	Kvaradat	Kvaradat		Internal Finishes	Joinery	
LAM-1	Benthtops. High Pressure Laminat.	Glass-based solid surface	Zenith Surfaces Vitro Compact Surface (VCS) – Premium range. Glass-based compact surface with ~85% vitrified content, 20 mm thickness. Textured matte finish, slab size 3210×1610 mm.	Element Grey		Internal Finishes	Joinery	
MEL-1	Melamine	Melamine for general joinery where noted on plans and internal finishes	Polytec Melamine Matt SHELVES & EXPOSED EDGES Melamine strips to all edges to match DOORS Matching 1mm ABS Edges all round. www.polytec.com.au	JOINERY (Note for handles – refer to 135-Z-05 FF&E Schedule) Colour: Natural Oak		Internal Finishes	Joinery	

INTELLECTUAL PROPERTY		
ALL RIGHTS TO USE THIS DOCUMENT ARE SUBJECT TO PAYMENT IN FULL OF ALL ROAM ARCHITECTS CHARGES. THIS DOCUMENT MAY ONLY BE USED FOR THE EXPRESS PURPOSES FOR WHICH IT HAS BEEN CREATED AND ALL OTHERS UNAUTHORIZED USES, OR COPIES, ANY UNAUTHORIZED USE OF THIS DOCUMENT IS AT THE USER'S SOLE RISK AND WITHOUT THE PRIOR WRITTEN CONSENT OF ROAM ARCHITECTS. ALL RIGHTS RESERVED.		
ISSUE	DATE	REVISIONS
T1	04.09.2025	FOR TENDER
T2	11.09.2025	TENDER ADDENDA

MT-2 CHANGED FROM 10 TO 6MM STEEL
WALL INSULATION UPDATED
ROOF INSULATION ADDED

12

CLIENT
EMMAUS PRIMARY
SCHOOL ON BEHALF OF
MELBOURNE
ARCHDIOCESE
CATHOLIC SCHOOLS

PROJECT TITLE
6GLA PRIMARY LEARNING
BUILDING

PROJECT NUMBER
139

PROJECT NORTH

GRAPHIC SCALE

SCALE

STATUS
AT A1 DO NOT SCALE

TENDER
DRAWING

FINISHES
SCHEDULE - SHEET
01

DRAWING NUMBER
139-Z-01

ISSUE
T2

FFE SCHEDULE					
Type Mark	Description	Manufacturer	Comments	Image	Category
Casework					
HA-1	SEMI-ROUND PULL HANDLE FERRARA semi round lip pull 1.5mm thick x 80mm l 60mm Code: FERR80.WH Colour: White https://www.dorsetaustralia.com.au/Categories/New-Handle-Collections/FERRARA-SEMI-ROUND.html	DORSET AUSTRALIA 143 Allingham St, Golden Square VIC 3555 Phone: 1300 121 800 FAX: 1300 121 850 Email: info@dorsetaustralia.com.au			Casework
Electrical Fixtures					
HD1	HAND DRYER BOBRICK Trimline Hand Dryer - Stainless https://www.rba.com.au/catalogue/product/b7128e/	Benton's Finer Bathroom Contact: Laura Kelly e: laura.kelly@bentons.com.au p: (03) 9391 4355 a: 227-229 Kororoit Creek Road Williamstown, VIC, 3016 w: bentons.com.au			Electrical Fixtures
Generic Models					
BL-1	ROLLER BLINDS - TYPICAL Manual roller blind, ceiling mounted. With cord restraints Colour: TBC Blind Fabric: Vertilux - Yang - Room Darkening Supply and install as per Manufacturer's installation guidelines. Refer to Window schedule for windows to receive blinds.	VERTILUX https://www.vertilux.com.au/			Generic Models
T02 BL-2	ROLLER BLINDS - HIGH LEVEL GLAZING Motorised roller blind, ceiling mounted. For high-level glazing. Colour: TBC - Vertilux - Yang - Room Darkening range Blind Fabric: Vertilux - Yang - Room Darkening Motorisation strategy and blind break-up to be confirmed with Manufacturer. Supply and install as per Manufacturer's installation guidelines. Provide motorised control, coordinated with electrical services. Refer to Window schedule for windows to receive blinds.	VERTILUX https://www.vertilux.com.au/			Generic Models
CH-1	Caroma Cosmo Metal Robe Hook – Chrome		to accessible and ambulant wcs		Generic Models
SH-1	Stratco Jumbo Domestic Gable Roof Shed – 15° Prefabricated double-width gable roof shed (6970 mm width × 9260 mm length × nominal 3.0 m height), installed on engineered concrete slab. Stratco standard steel framing system and roof/wall sheeting to manufacturer's specification, colour and finish to be confirmed. Roof pitch 15°. Framing: Stratco cold-rolled steel framing, corrosion-protected to AS/NZS 1397, fixings as per Stratco installation manual. Sheeting: Stratco profiled steel roof and wall cladding, minimum thickness 0.42 mm BMT, finish to AS/NZS 2728. Roof Drainage: Stratco proprietary gutter and downpipe system, discharge points as per civil/landscape coordination. Single Access Door: Nom. 820 mm × 2040 mm, solid-core metal-clad with corrosion protection, powder-coated finish, keyed lever lockset, weather seal, to Stratco standard or equivalent. Double Door / Roller Door: Nom. 4800 mm clear opening, Stratco proprietary roller door system or approved equivalent, colour-coated steel curtain, key-operated lock, chain or motorised lift as required. Keying: Door hardware keying to be coordinated with client and Stratco prior to order. Electrical & Lighting: Refer to electrical drawings for specification, layout and quantity of power/data, including internal lighting. Finish & Colour: To be selected from Stratco standard colour range; all steel components corrosion-protected to suit exposure category. Installation in accordance with Stratco manufacturer's instructions, relevant NCC requirements, and AS/NZS 1170 structural design loads.	STRATCO			Generic Models
ST-1	Rainwater Tank - Kingspan 20 000 L round rainwater tank, Bluescope AQUAPLATE® steel to AS/NZS 4020 (potable water) and AS/NZS 4021 (structural design). Approx. Ø 3400 mm × wall height 2250 mm. Includes domed roof, 400 mm inlet strainer with light guard, 100 mm overflow with mosquito-proof screen, and connection point for plumbing to building's toilet flushing system (no garden tap outlet). Finished in Colorbond® Dune® Matt. Supplied with 20-year corrosion warranty and 10-year construction warranty. Refer to hydraulic engineer for details of charged system.	Round Rainwater Tank Kingspan® 20 000 L AQUAPLATE® Steel Ø 3400 × H 2250 mm Kingspan Water & Energy 1300 826 548 / kingspanwatertanks.com.au			Generic Models
Plumbing Fixtures					
BA-1	BASIN – GENERAL, AMBULANT TOILETS Luna Hand Wall Basin 1TH 873715W https://specify.caroma.com.au/products/basins/luna/luna-hand-wall-basin	Benton's Finer Bathroom Contact: Laura Kelly e: laura.kelly@bentons.com.au p: (03) 9391 4355 a: 227-229 Kororoit Creek Road Williamstown, VIC, 3016 w: bentons.com.au			Plumbing Fixtures
BA-2	BASIN – ACCESSIBLE TOILETS Opal 720 Wall Basin right Hand Shelf https://specify.caroma.com.au/products/basins/opal/opal-720-wall-basin-right-hand-shelf-2	Benton's Finer Bathroom Contact: Laura Kelly e: laura.kelly@bentons.com.au p: (03) 9391 4355 a: 227-229 Kororoit Creek Road Williamstown, VIC, 3016 w: bentons.com.au			Plumbing Fixtures
BT-1	BASIN TRAP STREAMLINE – Arcisan Wastes Cylindrical Bottle Trap 40mm Connection to Plug https://www.streamlineproducts.com.au/arcisan-cylindrical-bottle-trap-40mm-connection-to-plug-9503	Benton's Finer Bathroom Contact: Laura Kelly e: laura.kelly@bentons.com.au p: (03) 9391 4355 a: 227-229 Kororoit Creek Road Williamstown, VIC, 3016 w: bentons.com.au			Plumbing Fixtures

FFE SCHEDULE					
Type Mark	Description	Manufacturer	Comments	Image	Category
CS-1	CLEANER'S SINK 3MONKEEZ Cleaner's Sink with Wall Mount Brackets https://www.3monkeez.com.au/cleaners-sink-with-wall-mount-brackets	Benton's Finer Bathroom Contact: Laura Kelly e: laura.kelly@bentons.com.au p: (03) 9391 4355 a: 227-229 Kororoit Creek Road Williamstown, VIC, 3016 w: bentons.com.au	CLEANERS		Plumbing Fixtures
CTP-1	CLEANERS TAPWARE – 3monkeez wall mounted tap set, chrome plated finish, spout T-3MCSS, wall stops with cross handles T-3MCSWS https://www.3monkeez.com.au/cleaners-sink-with-wall-mount-brackets	Benton's Finer Bathroom Contact: Laura Kelly e: laura.kelly@bentons.com.au p: (03) 9391 4355 a: 227-229 Kororoit Creek Road Williamstown, VIC, 3016 w: bentons.com.au			Plumbing Fixtures
GR-3	GRAB RAILS CON-SERV – Water wise systems Hygienic Seal Grab Rail Code: HS 454 SS LH & RH http://www.con-serv.com.au/hygienic-seal-450x450mm-satin-3	Benton's Finer Bathroom Contact: Laura Kelly e: laura.kelly@bentons.com.au p: (03) 9391 4355 a: 227-229 Kororoit Creek Road Williamstown, VIC, 3016 w: bentons.com.au			Plumbing Fixtures
GR-4	GRAB RAILS CON-SERV – Water wise systems Hygienic Seal Grab Rail Code: HS 966 SS LH http://www.con-serv.com.au/hygienic-seal-960x600mm-satin	Benton's Finer Bathroom Contact: Laura Kelly e: laura.kelly@bentons.com.au p: (03) 9391 4355 a: 227-229 Kororoit Creek Road Williamstown, VIC, 3016 w: bentons.com.au			Plumbing Fixtures
MI	WALL - MOUNTED MIRROR 6mm fully backed mirror all edges to be polished Above each basin in toilets - refer to internal elevations for sizing. Install in accordance with AS 1428				Plumbing Fixtures
SD-1	SOAP DISPENSER METLAM AUSTRALIA Vertical Soap Dispenser - Powder Coat White ML605W https://www.metlam.com.au/category/soap-dispensers/ML605W	Benton's Finer Bathroom Contact: Laura Kelly e: laura.kelly@bentons.com.au p: (03) 9391 4355 a: 227-229 Kororoit Creek Road Williamstown, VIC, 3016 w: bentons.com.au			Plumbing Fixtures
TP-1	CLARK ROUND SQUARE BASIN MIXER	GWA Bathrooms & Kitchens	WC TYP		Plumbing Fixtures
TP-2	Caroma – Pin Lever Care Basin Mixer https://specify.caroma.com.au/products/mixer-taps/pin-lever/pin-lever-care-basin-mixer	GWA Bathrooms & Kitchens	ACC WC		Plumbing Fixtures
TP-3	SINK TAP FLEXISPRAY MEDEA Square Gooseneck Sink Mixer http://www.flexispray.com.au/product/medea-square-gooseneck-sink-mixer	Benton's Finer Bathroom Contact: Laura Kelly e: laura.kelly@bentons.com.au p: (03) 9391 4355 a: 227-229 Kororoit Creek Road Williamstown, VIC, 3016 w: bentons.com.au	JOINERY		Plumbing Fixtures
TR-1	TOILET ROLL HOLDER TORK TorkSmartOne Toilet Roll Dispenser 680000 – WHITE. https://www.tork.com.au/	TORK Sales & Support Centre Free Phone 1800 643 634 PO Box 1580 Clayton South Victoria 3169			Plumbing Fixtures
WC-1	TOILET PAN WITH SEAT AND LID Caroma LunaCleanflush Wall Faced 4S BE Suite https://specify.caroma.com.au/products/toilet-suites/luna/luna-cleanflush-wall-faced-4s-be-suite	Benton's Finer Bathroom Contact: Laura Kelly e: laura.kelly@bentons.com.au p: (03) 9391 4355 a: 227-229 Kororoit Creek Road Williamstown, VIC, 3016 w: bentons.com.au			Plumbing Fixtures
WC-3	TOILET PAN WITH SEAT (WHITE) Care 800 Cleanflush Wall Faced Suite with Backrest https://specify.caroma.com.au/products/toilet-suites/care-800/care-800-cleanflush-wall-faced-suite-with-backrest	Benton's Finer Bathroom Contact: Laura Kelly e: laura.kelly@bentons.com.au p: (03) 9391 4355 a: 227-229 Kororoit Creek Road Williamstown, VIC, 3016 w: bentons.com.au			Plumbing Fixtures
WF-1	WATER BUBBLER AQUA COOLER M Series – 26 L/h Chilled https://aquacoolerdirect.com.au/	AQUA COOLER			Plumbing Fixtures

INTELLECTUAL PROPERTY		
ALL RIGHTS TO USE THIS DOCUMENT ARE SUBJECT TO PAYMENT IN FULL OF ALL ROAM ARCHITECTS CHARGES. THIS DOCUMENT MAY ONLY BE USED FOR THE PURPOSES INTENDED FOR ISSUANCE AND BEEN CREATED AND DELIVERED BY ROAM ARCHITECTS. ANY UNAUTHORIZED USE OF THIS DOCUMENT, INCLUDING REPRODUCTION, COPIING, OR CREATING ANY UNAUTHORIZED USE OF THIS DOCUMENT, IS A BREACH OF THE COPYRIGHT AND INTELLECTUAL PROPERTY RIGHTS OF ROAM ARCHITECTS. ALL RIGHTS RESERVED.		
ISSUE	DATE	REVISIONS
T1	04.09.2025	FOR TENDER
T2	11.09.2025	TENDER ADDENDA

- SHED SPEC UPDATED
- CLEANERS TAP SET ADDED
- BLIND FABRIC RANGE SPECIFIED - BLOCK OUT CHANGED TO ROOM DARKENING
- ACCESSIBLE MIXER AND SINK ADDED

CLIENT
EMMAUS PRIMARY
SCHOOL ON BEHALF OF
MELBOURNE
ARCHDIOCESE
CATHOLIC SCHOOLS

PROJECT TITLE
6GLA PRIMARY LEARNING
BUILDING

PROJECT NUMBER
139

PROJECT NORTH

GRAPHIC SCALE

SCALE

AT A1 DO NOT SCALE

STATUS

TENDER
DRAWING

FFE SCHEDULE -
SHEET 01

DRAWING NUMBER	ISSUE
139-Z-03	T2